

**NEW
COLLECTION
APRIL 2024
PRICE
LIST**

Molteni & C

NEW COLLECTION APRIL 2024 PRICE LIST

Prices quoted in Euro.

VAT, IVA, MOMS, MwSt, BTW, TVA and any value added taxes not included.

Designing, transport and assembly not included.

Molteni&C Spa reserves the right to makes changes to its products, sizes and materials at any time and without prior notice.

Molteni & C

CONTENTS

SOFAS	AUGUSTO - <i>UPDATE 2024</i>	3
	LUCIO	19
	D.157.6 DUE FOGLIE	23
POUF	REGIS	25
ARMCHAIRS	CONTINUUM D.163.7	27
SMALL TABLES	FORTE	29
	PICEA	31
TABLES	MATEO - <i>UPDATE 2024</i>	33
CHAIRS	1 2 3	37
BOOKCASE	CARD	39
DOORS	SINCRO	41
LIVING SYSTEMS	505 UP SYSTEM - <i>UPDATE 2024</i>	54
CARPET	EONE	62
COLLECTION	SONORO	63

AUGUSTO

VINCENT VAN DUYSEN
2023



The evolution of the Augusto sofa by creative director Vincent Van Duysen is firmly underway as it transforms into a versatile modular system, seamlessly blending timeless elegance with contemporary flair. Van Duysen's vision aims to capture the enduring essence of Augusto in a modular format, introducing innovative circular compositions with curvilinear modules that foster intimate conversations. Retaining its timeless aesthetic, complemented by coordinating piping, the Augusto modular sofa features soft padded seats and a sleek metal structure adorned with elegant piping. This adaptable design effortlessly complements various interior styles, offering both comfort and sophistication. The modular system includes lateral and central elements for enhanced functionality, chaise lounges and islands for relaxation zones, and curvilinear modules for dynamic configurations. From compact spaces to spacious rooms, Augusto provides stylish solutions tailored to diverse needs. Crafted with comfort in mind, the Augusto sofa incorporates high-density foam padding and soft seat cushions made from recycled polyester fiber. The meticulously designed base, featuring aluminum feet with non-slip tips, ensures stability and durability while aligning with Molteni&C's eco-conscious ethos.

TECHNICAL INFORMATION

- Covers** Fabric, leather.
- Internal structure** Frame made of solid spruce (Picea abies) and particle board panels, with elastic straps.
- Padding structure** High-firmness, variable-density polyurethane foam. Cover in bonded velveteen.
- Seat cushions** High-firmness, variable-density polyurethane foam and recycled polyester fibre. 100% cotton cover.
- Backrest cushions** Cover made of 100% cotton, recycled polyester fibre.
- Base** Painted aluminum profile, aluminum feet with non-slip plastic tips.

FINISHES

- Covers** Fabric, leather.
- Grosgrain inserts** Cotton polyester webbing.
- Base profiles** Painted aluminum.



AVAILABLE IN FIRE-RESISTANT
VERSION TB117 AND BS5852
FOR A 12% SURCHARGE

Notes

► For optimal ergonomics and comfort, we recommend designing each model with one or more backrest cushions according to the measurements given in the price list. In addition to optimal ergonomics, these elements complete the product and give it an elegant appearance.

► The structure and cushions are assembled with a profile according to the following rules:

- fabric covers:

grosgrain profile in the colours indicated in the finishes section

- leather covers:

profile in the same type of leather and in the colours in the collection.

► Upon request, every element can be produced using a special antibacterial and antiviral leather called 'L ECO' with a surcharge of 5% (leather price list, cat. L + 5%). For aesthetic characteristics and colours see the 'Leather L EXTRA' sample swatches.

Every colour is available with the exception of the L165 - L185 - L206 - L207 variants.

► The total price of each module is obtained by adding up the following elements:

- Structure
- Backrest cushions (quantity and size chosen by the customer).

These two elements can be produced in different types of covers and colour variants.

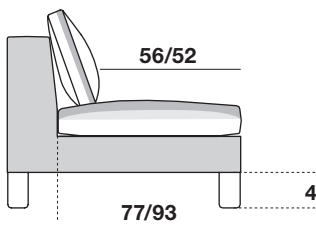
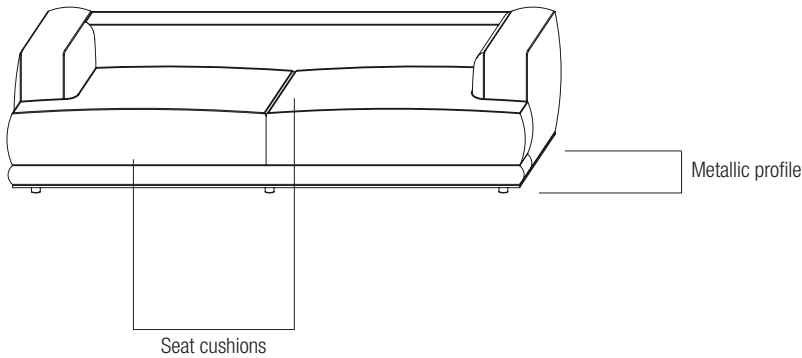
Grosgrain finishes

- anthracite
- dark brown
- olive green
- paper white
- beaver
- saddle leather colour
- iron
- black
- cream
- sand
- mouse grey

When placing an order

Specify the type and number of backrest cushions.

Specify the colour of the profile.



- Depth of seat structure alone 77 cm (depth 100 cm)
- Depth of seat structure alone 93 cm (depth 116 cm)
- Depth of seat with backrest cushion 56 cm (depth 100 cm)
- Depth of seat with backrest cushion 65 cm (depth 116 cm)
- Height from floor to bottom of sofa 4 cm



52 | back cushion
W 72 H 52 th 9
ACSA

72



52 | back cushion
W 62 H 52 th 9
ACSB

62



52 | back cushion
W 62 H 52 th 4,5
ACSC

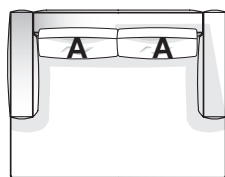
62



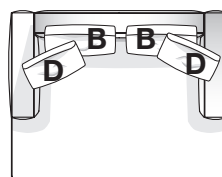
52 | back cushion
W 52 H 52 th 4,5
ACSD

52

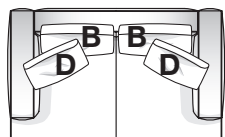
DEPTH 150 CM



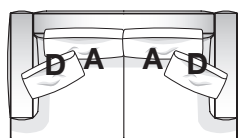
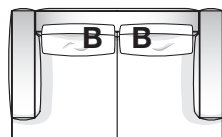
Island W 195



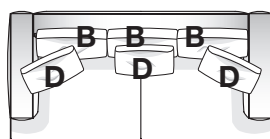
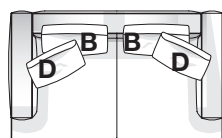
DEPTH 116 CM



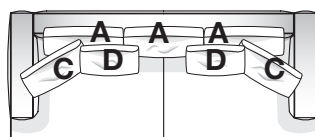
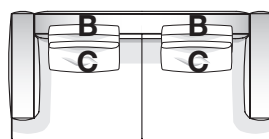
Sofa W 185 depth 116



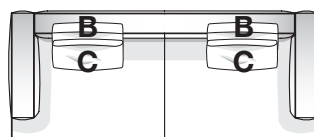
Sofa W 205 depth 116



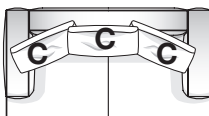
Sofa W 235 depth 116



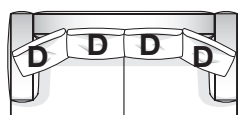
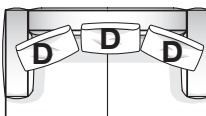
Sofa W 270 depth 116



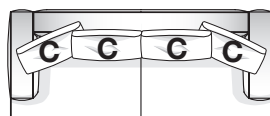
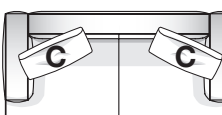
DEPTH 100 CM



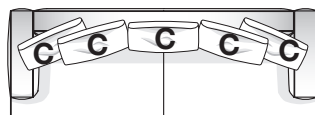
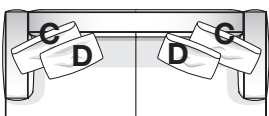
Sofa W 185 depth 100



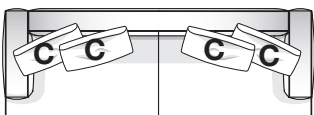
Sofa W 205 depth 100

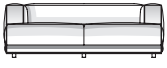
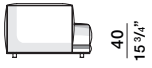
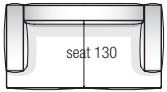




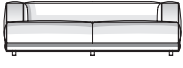
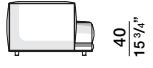
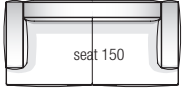


Sofa W 235 depth 100



Sofa W 270 depth 100



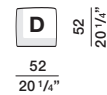
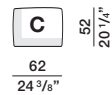
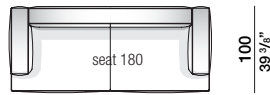
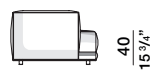
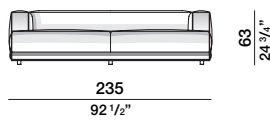
		sofa	back cushion	back cushion
		   DV1810	 C ACSC	 D ACSD
white	O	5.725	280	255
fabric	B	5.905	300	270
fabric	A	5.990	310	275
fabric	K	6.165	330	290
fabric	W	6.340	355	305
fabric	Z	6.865	415	355
leather	P	7.735	540	460
leather	L	8.270	605	505
leather	S	9.840	750	615
leather	U	10.650	840	685
fabric m		11	1,5	1,2
leather square foot		242	33	27

		sofa	back cushion	back cushion
		   DV2010	 C ACSC	 D ACSD
white	O	5.930	280	255
fabric	B	6.105	300	270
fabric	A	6.195	310	275
fabric	K	6.370	330	290
fabric	W	6.550	355	305
fabric	Z	7.080	415	355
leather	P	7.965	540	460
leather	L	8.500	605	505
leather	S	10.095	750	615
leather	U	10.915	840	685
fabric m		11	1,5	1,2
leather square foot		242	33	27

sofa

back cushion

back cushion



DV2310

ACSC

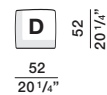
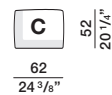
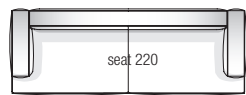
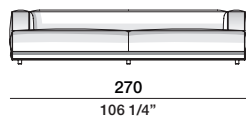
ACSD

white	O	6.360	280	255
fabric	B	6.540	300	270
fabric	A	6.625	310	275
fabric	K	6.805	330	290
fabric	W	6.980	355	305
fabric	Z	7.510	415	355
leather	P	8.415	540	460
leather	L	8.955	605	505
leather	S	10.560	750	615
leather	U	11.380	840	685
fabric m		11	1,5	1,2
leather square foot		242	33	27

sofa

back cushion

back cushion

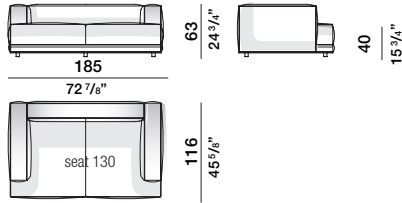
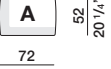
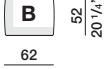
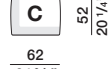



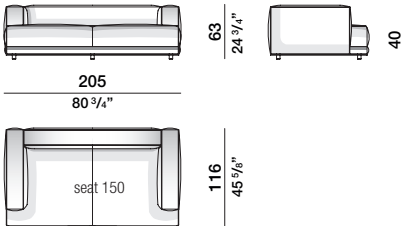




DV2710

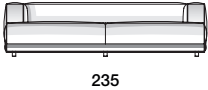




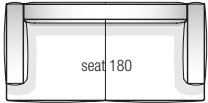




ACSC

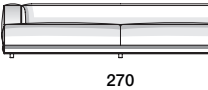




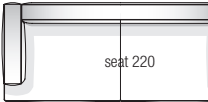




ACSD

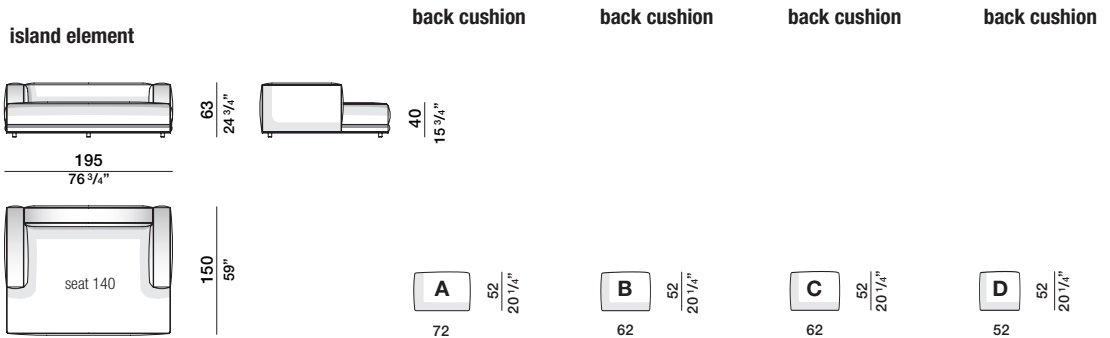
white	O	6.855	280	255
fabric	B	7.035	300	270
fabric	A	7.125	310	275
fabric	K	7.305	330	290
fabric	W	7.480	355	305
fabric	Z	8.020	415	355
leather	P	8.925	540	460
leather	L	9.470	605	505
leather	S	11.105	750	615
leather	U	11.930	840	685
fabric m		12	1,5	1,2
leather square foot		264	33	27

		sofa	back cushion	back cushion	back cushion	back cushion
						
		DV1811	ACSA	ACSB	ACSC	ACSD
white	O	6.080	320	295	280	255
fabric	B	6.265	340	320	300	270
fabric	A	6.355	355	330	310	275
fabric	K	6.535	375	350	330	290
fabric	W	6.715	395	370	355	305
fabric	Z	7.255	460	435	415	355
leather	P	8.155	600	560	540	460
leather	L	8.700	665	620	605	505
leather	S	10.320	815	770	750	615
leather	U	11.150	910	860	840	685
fabric m		12	1,5	1,5	1,5	1,2
leather square foot		264	33	33	33	27

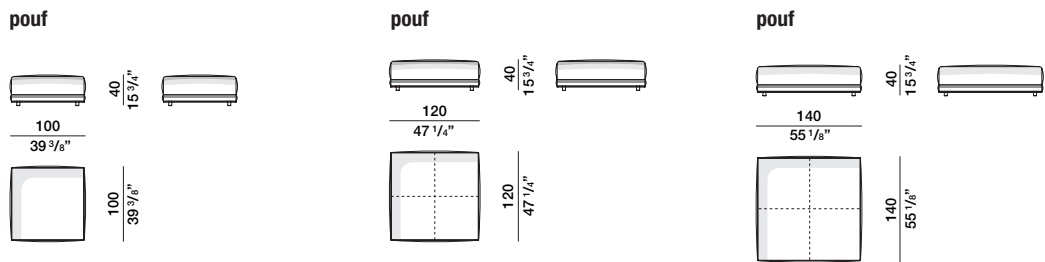
		sofa	back cushion	back cushion	back cushion	back cushion
						
		DV2011	ACSA	ACSB	ACSC	ACSD
white	O	6.385	320	295	280	255
fabric	B	6.570	340	320	300	270
fabric	A	6.660	355	330	310	275
fabric	K	6.845	375	350	330	290
fabric	W	7.025	395	370	355	305
fabric	Z	7.575	460	435	415	355
leather	P	8.500	600	560	540	460
leather	L	9.060	665	620	605	505
leather	S	10.715	815	770	750	615
leather	U	11.565	910	860	840	685
fabric m		12	1,5	1,5	1,5	1,2
leather square foot		264	33	33	33	27

		sofa	back cushion	back cushion	back cushion	back cushion
						
						
		DV2311	ACSA	ACSB	ACSC	ACSD
white	O	6.780	320	295	280	255
fabric	B	6.965	340	320	300	270
fabric	A	7.055	355	330	310	275
fabric	K	7.240	375	350	330	290
fabric	W	7.420	395	370	355	305
fabric	Z	7.970	460	435	415	355
leather	P	8.915	600	560	540	460
leather	L	9.475	665	620	605	505
leather	S	11.145	815	770	750	615
leather	U	11.990	910	860	840	685
fabric m		12	1,5	1,5	1,5	1,2
leather square foot		264	33	33	33	27

		sofa	back cushion	back cushion	back cushion	back cushion
						
						
		DV2711	ACSA	ACSB	ACSC	ACSD
white	O	7.370	320	295	280	255
fabric	B	7.570	340	320	300	270
fabric	A	7.665	355	330	310	275
fabric	K	7.860	375	350	330	290
fabric	W	8.055	395	370	355	305
fabric	Z	8.635	460	435	415	355
leather	P	9.615	600	560	540	460
leather	L	10.205	665	620	605	505
leather	S	11.980	815	770	750	615
leather	U	12.875	910	860	840	685
fabric m		13	1,5	1,5	1,5	1,2
leather square foot		286	33	33	33	27



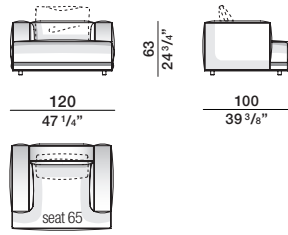
		IS1915	ACSA	ACSB	ACSC	ACSD
white	O	6.885	320	295	280	255
fabric	B	7.100	340	320	300	270
fabric	A	7.205	355	330	310	275
fabric	K	7.410	375	350	330	290
fabric	W	7.620	395	370	355	305
fabric	Z	8.240	460	435	415	355
leather	P	9.245	600	560	540	460
leather	L	9.875	665	620	605	505
leather	S	11.740	815	770	750	615
leather	U	12.695	910	860	840	685
fabric m		14	1,5	1,5	1,5	1,2
leather square foot		308	33	33	33	27



		PU1010	PU1212	PU1414
white	O	2.340	2.665	3.175
fabric	B	2.405	2.730	3.265
fabric	A	2.440	2.765	3.310
fabric	K	2.505	2.830	3.400
fabric	W	2.570	2.895	3.490
fabric	Z	2.765	3.095	3.765
leather	P	2.995	3.335	4.080
leather	L	3.185	3.530	4.345
leather	S	3.645	4.000	4.985
leather	U	3.925	4.290	5.380
fabric m		5	5	6
leather square foot		110	110	132

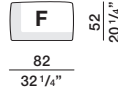
Recommended configuration for back cushions:
nr. 1 - **ACSC**

armchair



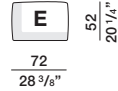
PL1210

back cushion



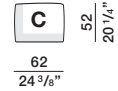
ACSF

back cushion



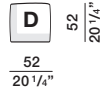
ACSE

back cushion



ACSC

back cushion

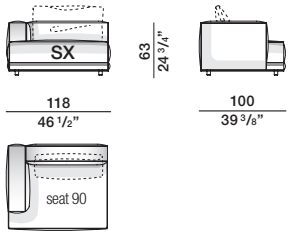


ACSD

white	O	4.530	330	315	280	255
fabric	B	4.645	355	335	300	270
fabric	A	4.700	365	345	310	275
fabric	K	4.810	390	370	330	290
fabric	W	4.925	410	390	355	305
fabric	Z	5.260	480	460	415	355
leather	P	5.850	615	590	540	460
leather	L	6.215	685	660	605	505
leather	S	7.245	845	820	750	615
leather	U	7.760	945	920	840	685
fabric m	8		1,5	1,5	1,5	1,2
leather square foot	176		33	33	33	27

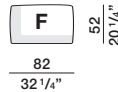
Recommended configuration for back cushions:
nr. 1 - **ACSF**

end element



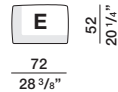
TE1110 dx-sx

back cushion



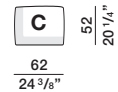
ACSF

back cushion



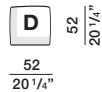
ACSE

back cushion



ACSC

back cushion



ACSD

white	O	4.200	330	315	280	255
fabric	B	4.315	355	335	300	270
fabric	A	4.370	365	345	310	275
fabric	K	4.485	390	370	330	290
fabric	W	4.600	410	390	355	305
fabric	Z	4.940	480	460	415	355
leather	P	5.520	615	590	540	460
leather	L	5.890	685	660	605	505
leather	S	6.925	845	820	750	615
leather	U	7.450	945	920	840	685
fabric m	7,5		1,5	1,5	1,5	1,2
leather square foot	165		33	33	33	27

Augusto

Recommended configuration for back cushions:
nr. 2 - **ACSD**

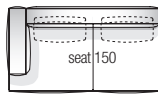
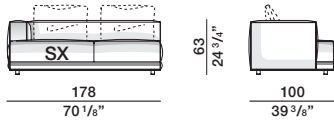
		end element	back cushion	back cushion	back cushion	back cushion
		TE1310 dx-sx	ACSF	ACSE	ACSC	ACSD
white	O	4.445	330	315	280	255
fabric	B	4.575	355	335	300	270
fabric	A	4.640	365	345	310	275
fabric	K	4.765	390	370	330	290
fabric	W	4.895	410	390	355	305
fabric	Z	5.280	480	460	415	355
leather	P	5.910	615	590	540	460
leather	L	6.325	685	660	605	505
leather	S	7.485	845	820	750	615
leather	U	8.075	945	920	840	685
fabric m		8,5	1,5	1,5	1,5	1,2
leather square foot		187	33	33	33	27

Recommended configuration for back cushions:
nr. 2 - **ACSC**

		end element	back cushion	back cushion	back cushion	back cushion
		TE1510 dx-sx	ACSF	ACSE	ACSC	ACSD
white	O	4.925	330	315	280	255
fabric	B	5.075	355	335	300	270
fabric	A	5.150	365	345	310	275
fabric	K	5.300	390	370	330	290
fabric	W	5.450	410	390	355	305
fabric	Z	5.900	480	460	415	355
leather	P	6.620	615	590	540	460
leather	L	7.105	685	660	605	505
leather	S	8.450	845	820	750	615
leather	U	9.140	945	920	840	685
fabric m		9,5	1,5	1,5	1,5	1,2
leather square foot		209	33	33	33	27

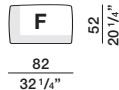
Recommended configuration for back cushions:
nr. 2 - **ACSC**

end element



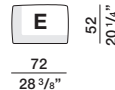
TE1710 dx-sx

back cushion



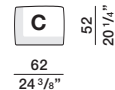
ACSF

back cushion



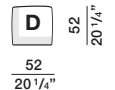
ACSE

back cushion



ACSC

back cushion

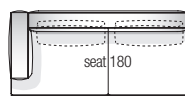
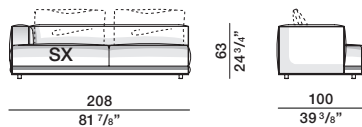


ACSD

white	O	5.320	330	315	280	255
fabric	B	5.485	355	335	300	270
fabric	A	5.565	365	345	310	275
fabric	K	5.730	390	370	330	290
fabric	W	5.890	410	390	355	305
fabric	Z	6.380	480	460	415	355
leather	P	7.150	615	590	540	460
leather	L	7.680	685	660	605	505
leather	S	9.135	845	820	750	615
leather	U	9.885	945	920	840	685
fabric m	10		1,5	1,5	1,5	1,2
leather square foot	220		33	33	33	27

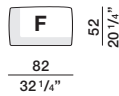
Recommended configuration for back cushions:
nr. 2 - **ACSF**

end element



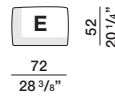
TE2010 dx-sx

back cushion



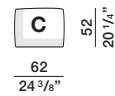
ACSF

back cushion



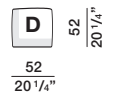
ACSE

back cushion



ACSC

back cushion

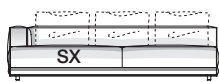


ACSD

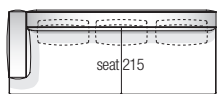
white	O	5.730	330	315	280	255
fabric	B	5.895	355	335	300	270
fabric	A	5.975	365	345	310	275
fabric	K	6.135	390	370	330	290
fabric	W	6.300	410	390	355	305
fabric	Z	6.785	480	460	415	355
leather	P	7.570	615	590	540	460
leather	L	8.100	685	660	605	505
leather	S	9.565	845	820	750	615
leather	U	10.315	945	920	840	685
fabric m	10		1,5	1,5	1,5	1,2
leather square foot	220		33	33	33	27

Recommended configuration for back cushions:
nr. 3 - **ACSC**

end element



243
95 5/8"



TE2410 dx-sx

back cushion



100
39 3/8"



82
32 1/4"

ACSF

back cushion



72
28 3/8"

ACSE

back cushion



62
24 3/8"

ACSC

back cushion



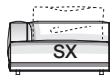
52
20 1/4"

ACSD

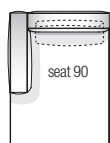
white	O	6.110	330	315	280	255
fabric	B	6.275	355	335	300	270
fabric	A	6.355	365	345	310	275
fabric	K	6.515	390	370	330	290
fabric	W	6.680	410	390	355	305
fabric	Z	7.165	480	460	415	355
leather	P	7.970	615	590	540	460
leather	L	8.500	685	660	605	505
leather	S	9.980	845	820	750	615
leather	U	10.730	945	920	840	685
fabric m		10	1,5	1,5	1,5	1,2
leather square foot		220	33	33	33	27

Recommended configuration for back cushions:
nr. 1 - **ACSF**

chaise longue

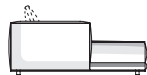


118
46 1/2"



CL1116 dx-sx

back cushion



160
63"



82
32 1/4"

ACSF

back cushion



72
28 3/8"

ACSE

back cushion



62
24 3/8"

ACSC

back cushion



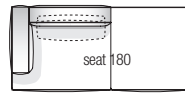
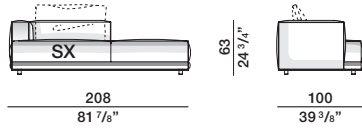
52
20 1/4"

ACSD

white	O	5.170	330	315	280	255
fabric	B	5.290	355	335	300	270
fabric	A	5.350	365	345	310	275
fabric	K	5.475	390	370	330	290
fabric	W	5.595	410	390	355	305
fabric	Z	5.965	480	460	415	355
leather	P	6.610	615	590	540	460
leather	L	7.010	685	660	605	505
leather	S	8.145	845	820	750	615
leather	U	8.710	945	920	840	685
fabric m		8,5	1,5	1,5	1,5	1,2
leather square foot		187	33	33	33	27

Recommended configuration for back cushions:
nr. 1 - **ACSF**

island element

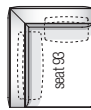
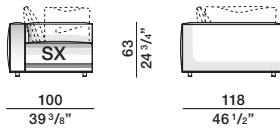


IS2010 dx-sx

			back cushion	back cushion	back cushion	back cushion
			F	E	C	D
			$\frac{82}{32 \frac{1}{4}''}$	$\frac{72}{28 \frac{3}{8}''}$	$\frac{62}{24 \frac{3}{8}''}$	$\frac{52}{20 \frac{1}{4}''}$
			ACSF	ACSE	ACSC	ACSD
white	O	5.660	330	315	280	255
fabric	B	5.815	355	335	300	270
fabric	A	5.890	365	345	310	275
fabric	K	6.045	390	370	330	290
fabric	W	6.200	410	390	355	305
fabric	Z	6.655	480	460	415	355
leather	P	7.415	615	590	540	460
leather	L	7.915	685	660	605	505
leather	S	9.305	845	820	750	615
leather	U	10.015	945	920	840	685
fabric m		10	1,5	1,5	1,5	1,2
leather square foot		220	33	33	33	27

Recommended configuration for back cushions:
nr. 1 - **ACSF**
nr. 1 - **ACSD**

corner element

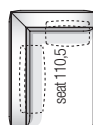
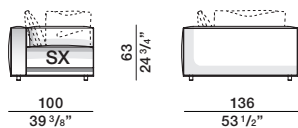


AN1110 dx-sx

			back cushion	back cushion	back cushion	back cushion
			F	E	C	D
			$\frac{82}{32 \frac{1}{4}''}$	$\frac{72}{28 \frac{3}{8}''}$	$\frac{62}{24 \frac{3}{8}''}$	$\frac{52}{20 \frac{1}{4}''}$
			ACSF	ACSE	ACSC	ACSD
white	O	4.310	330	315	280	255
fabric	B	4.410	355	335	300	270
fabric	A	4.460	365	345	310	275
fabric	K	4.560	390	370	330	290
fabric	W	4.660	410	390	355	305
fabric	Z	4.965	480	460	415	355
leather	P	5.510	615	590	540	460
leather	L	5.840	685	660	605	505
leather	S	6.780	845	820	750	615
leather	U	7.245	945	920	840	685
fabric m		7,5	1,5	1,5	1,5	1,2
leather square foot		165	33	33	33	27

Recommended configuration for back cushions:
nr. 1 - **ACSF**
nr. 1 - **ACSD**

corner element



AN1310 dx-sx

			F 82 32 1/4"	E 72 28 3/8"	C 62 24 3/8"	D 52 20 1/4"
			ACSF	ACSE	ACSC	ACSD
white	O	4.460	330	315	280	255
fabric	B	4.560	355	335	300	270
fabric	A	4.610	365	345	310	275
fabric	K	4.715	390	370	330	290
fabric	W	4.815	410	390	355	305
fabric	Z	5.115	480	460	415	355
leather	P	5.670	615	590	540	460
leather	L	6.000	685	660	605	505
leather	S	6.945	845	820	750	615
leather	U	7.410	945	920	840	685
fabric m		8	1,5	1,5	1,5	1,2
leather square foot		176	33	33	33	27

back cushion

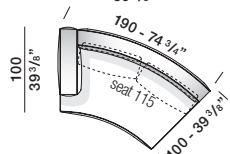
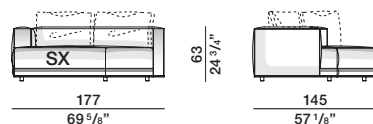
back cushion

back cushion

back cushion

Recommended configuration for back cushions:
nr. 2 - **ACSE**

curved end element



TC1910 dx-sx

			F 82 32 1/4"	E 72 28 3/8"	C 62 24 3/8"	D 52 20 1/4"
			ACSF	ACSE	ACSC	ACSD
white	O	6.230	330	315	280	255
fabric	B	6.380	355	335	300	270
fabric	A	6.455	365	345	310	275
fabric	K	6.605	390	370	330	290
fabric	W	6.760	410	390	355	305
fabric	Z	7.215	480	460	415	355
leather	P	7.990	615	590	540	460
leather	L	8.490	685	660	605	505
leather	S	9.885	845	820	750	615
leather	U	10.590	945	920	840	685
fabric m		10	1,5	1,5	1,5	1,2
leather square foot		220	33	33	33	27

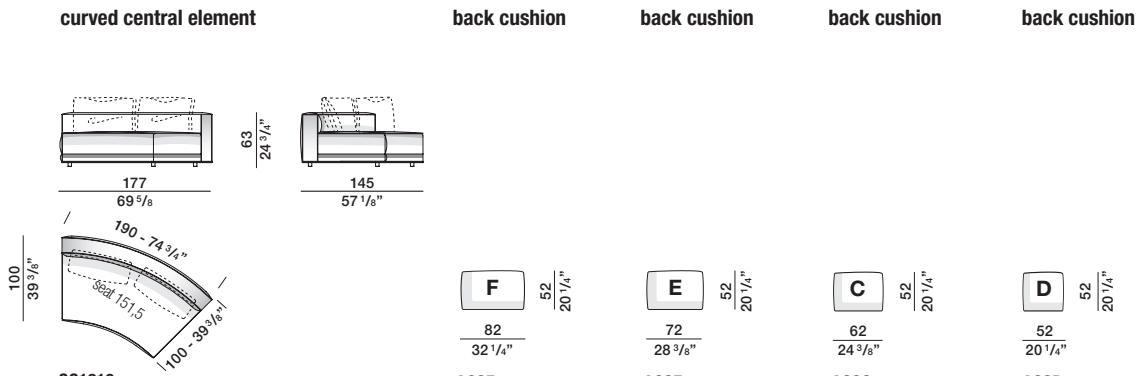
back cushion

back cushion

back cushion

back cushion

Recommended configuration for back cushions:
nr. 2 - **ACSE**



		CC1910	ACSF	ACSE	ACSC	ACSD
white	O	5.770	330	315	280	255
fabric	B	5.910	355	335	300	270
fabric	A	5.980	365	345	310	275
fabric	K	6.120	390	370	330	290
fabric	W	6.260	410	390	355	305
fabric	Z	6.675	480	460	415	355
leather	P	7.390	615	590	540	460
leather	L	7.845	685	660	605	505
leather	S	9.125	845	820	750	615
leather	U	9.765	945	920	840	685
fabric m		9,5	1,5	1,5	1,5	1,2
leather square foot		209	33	33	33	27

covers	white O	fabric B	fabric A	fabric K	fabric W	fabric Z	leather P	leather L	leather S	leather U
RIV/DV2711	1.550	1.745	1.845	2.040	2.230	2.815	3.585	4.175	5.765	6.665
RIV/DV2311	1.465	1.650	1.740	1.925	2.105	2.655	3.385	3.940	5.445	6.290
RIV/DV2011	1.415	1.600	1.690	1.875	2.060	2.605	3.330	3.885	5.385	6.230
RIV/DV1811	1.380	1.565	1.655	1.835	2.015	2.555	3.260	3.810	5.280	6.110
RIV/IS1915	1.470	1.680	1.785	1.990	2.200	2.820	3.605	4.235	5.930	6.890
RIV/DV2710	1.460	1.640	1.725	1.905	2.085	2.620	3.335	3.880	5.345	6.170
RIV/DV2310	1.400	1.580	1.665	1.845	2.020	2.550	3.250	3.790	5.240	6.060
RIV/DV2010	1.350	1.530	1.620	1.795	1.970	2.505	3.195	3.735	5.180	6.000
RIV/DV1810	1.325	1.505	1.590	1.765	1.945	2.470	3.150	3.685	5.115	5.925
RIV/PU1414	685	780	825	920	1.015	1.295	1.595	1.870	2.530	2.940
RIV/PU1212	580	645	680	745	815	1.020	1.245	1.445	1.930	2.230
RIV/PU1010	525	585	620	685	750	945	1.150	1.340	1.800	2.085
RIV/ACSA	175	195	205	230	250	320	450	515	675	775
RIV/ACSB	170	190	200	225	245	310	430	495	650	740
RIV/ACSC	160	180	190	210	235	300	420	480	635	730
RIV/ACSD	140	155	165	180	195	245	345	390	505	575
RIV/ACSE	170	195	205	225	250	315	440	510	670	765
RIV/ACSF	180	205	215	240	260	330	460	535	700	800
RIV/PL1210	1.000	1.115	1.170	1.280	1.390	1.725	2.150	2.515	3.435	3.950
RIV/TE1110	955	1.070	1.125	1.240	1.355	1.695	2.120	2.490	3.420	3.945
RIV/TE1310	1.045	1.170	1.235	1.365	1.490	1.875	2.345	2.765	3.810	4.405
RIV/TE1510	1.170	1.320	1.390	1.540	1.690	2.140	2.685	3.175	4.400	5.090
RIV/TE1710	1.230	1.395	1.475	1.635	1.800	2.285	2.875	3.405	4.730	5.480
RIV/TE2010	1.260	1.420	1.500	1.665	1.825	2.315	2.905	3.435	4.760	5.510
RIV/TE2410	1.305	1.470	1.550	1.715	1.875	2.360	2.960	3.490	4.820	5.570
RIV/CL1116	1.070	1.190	1.250	1.375	1.495	1.865	2.330	2.730	3.735	4.300
RIV/IS2010	1.205	1.360	1.435	1.590	1.745	2.205	2.765	3.265	4.520	5.225
RIV/AN1110	930	1.030	1.080	1.180	1.285	1.585	1.975	2.300	3.130	3.600
RIV/AN1310	965	1.065	1.115	1.220	1.320	1.620	2.015	2.340	3.175	3.640
RIV/TC1910	1.290	1.440	1.515	1.670	1.820	2.280	2.850	3.345	4.590	5.295
RIV/CC1910	1.185	1.320	1.390	1.530	1.670	2.090	2.610	3.060	4.200	4.845

LUCIO

VINCENT VAN DUYSEN

2024



The essence of contemporary living is intrinsic to the Lucio collection by creative director Vincent Van Duysen. This meticulously crafted ensemble of sofa, armchair, and dormeuse embodies a harmonious blend of functionality and character, united by an artistic vision that elevates any space. “The Lucio series is characterized by fluidity and femininity,” remarks Van Duysen, underscoring the graceful detailing of each piece within the collection. Drawing on the expertise of Italian upholstery masters, every product in the Lucio series reflects meticulous craftsmanship, infused with passion and dedication. Innovations in padding materials enhance ergonomic comfort while reducing environmental impact, underscoring Molteni&C’s commitment to sustainability. The distinctive tone-on-tone stitching of the Lucio collection accentuates its sinuous silhouette, while strategically placed openings on the backrests add a sense of lightness and breathability to the design. Available in two sofa configurations, along with an armchair and dormeuse, the Lucio collection offers versatility and customization. Vincent Van Duysen’s artistic vision infuses each detail of the Lucio collection with vibrant energy and emotion, seamlessly integrating with diverse interiors. Whether paired within its own family or alongside the Augusto system and Regis stool, Lucio products create a symphony of style inspired by Van Duysen.

TECHNICAL INFORMATION

- Covers** Fabric, leather.
- Internal structure** Frame made of solid spruce (Picea abies) and Polimex. Seat fitted with elastic straps.
- Structure padding** High performance variable density polyurethane foam. Cover in bonded cotton-polyester fibre velveteen.
- Back cushions** Polyester fibre, sterilised feather. 100% cotton cover.
- Feet** In painted aluminum with non-slip plastic ferrules.

FINISHES

- Covers** Fabric, leather.



AVAILABLE IN FIRE-RESISTANT
VERSION TB117 AND BS5852
FOR A 12% SURCHARGE

Notes

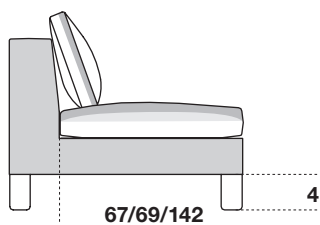
- ▶ No reductions of any kind or changes in finish are possible.
- ▶ **For optimal ergonomics and comfort, we recommend designing each model with one or more backrest cushions according to the measurements given in the price list. In addition to optimal ergonomics, these elements complete the product and give it an elegant appearance.**
- ▶ **Upon request, every element can be produced using a special antibacterial and antiviral leather called 'L ECO' with a surcharge of 5% (leather price list, cat. L + 5%). For aesthetic characteristics and colours see the 'Leather L EXTRA' sample swatches. Every colour is available with the exception of the L165 - L185 - L206 - L207 variants.**

- ▶ The total price of each module is obtained by adding up the following elements:
 - Structure
 - Backrest cushions (quantity and size chosen by the customer).

These two elements can be produced in different types of covers and colour variants.

When placing an order

Specify the type and number of back cushions.



SOFAS

Depth of seat structure alone 69 cm

ARMCHAIR

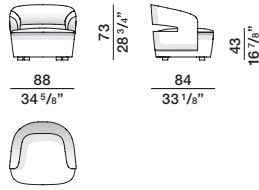
Depth of seat structure alone 67 cm

DORMEUSE

Depth of seat structure alone 142 cm

Height from floor to bottom of sofa 4 cm

armchair



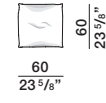
LP01

back cushion



CU/50

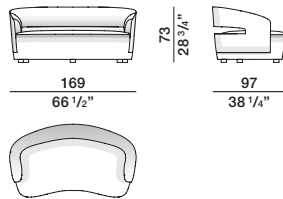
back cushion



CU/60

white	O	2.900	173	202
fabric	B	2.980	191	227
fabric	A	3.020	205	243
fabric	K	3.100	223	261
fabric	W	3.175	239	286
fabric	Z	3.415	289	342
leather	P	3.770	364	431
leather	L	4.020	413	487
leather	S	4.585	495	519
leather	U	4.930	525	566
fabric m	6		0,6	1
leather square foot	132		14	22

sofa



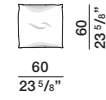
LD116

back cushion



CU/50

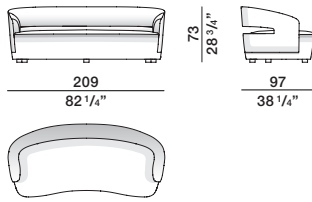
back cushion



CU/60

white	O	4.605	173	202
fabric	B	4.740	191	227
fabric	A	4.805	205	243
fabric	K	4.935	223	261
fabric	W	5.065	239	286
fabric	Z	5.455	289	342
leather	P	5.930	364	431
leather	L	6.340	413	487
leather	S	7.260	495	519
leather	U	7.825	525	566
fabric m	9		0,6	1
leather square foot	198		14	22

sofa



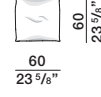
LDI20

back cushion



CU/50

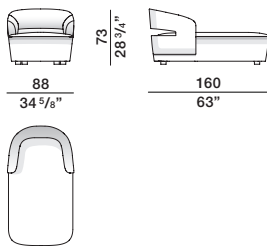
back cushion



CU/60

white	O	5.340	173	202
fabric	B	5.485	191	227
fabric	A	5.550	205	243
fabric	K	5.690	223	261
fabric	W	5.825	239	286
fabric	Z	6.240	289	342
leather	P	6.750	364	431
leather	L	7.185	413	487
leather	S	8.165	495	519
leather	U	8.765	525	566
fabric m	9,5		0,6	1
leather square foot	209		14	22

dormeuse



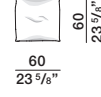
LDO16

back cushion



CU/50

back cushion



CU/60

white	O	3.700	173	202
fabric	B	3.800	191	227
fabric	A	3.845	205	243
fabric	K	3.935	223	261
fabric	W	4.030	239	286
fabric	Z	4.310	289	342
leather	P	4.705	364	431
leather	L	4.995	413	487
leather	S	5.655	495	519
leather	U	6.060	525	566
fabric m	7		0,6	1
leather square foot	154		14	22

covers	white O	fabric B	fabric A	fabric K	fabric W	fabric Z	leather P	leather L	leather S	leather U
RIV/LP01	885	965	1.005	1.090	1.175	1.430	1.725	1.990	2.590	2.960
RIV/LDI16	1.205	1.345	1.415	1.555	1.695	2.115	2.575	3.020	4.015	4.625
RIV/LDI20	1.285	1.430	1.505	1.650	1.795	2.235	2.725	3.185	4.230	4.865
RIV/LDO16	1.000	1.100	1.150	1.250	1.350	1.650	1.995	2.315	3.025	3.460
RIV/CU/50	126	160	170	182	204	255	328	379	407	438
RIV/CU/60	128	173	184	205	226	282	375	431	461	509

D.157.6 DUE FOGLIE Sofa
GIO PONTI
1957 / 2024



Due Foglie made its first appearance at the Milan Triennial XI, which was inaugurated in July 1957. The central theme related to the relationships between the arts, contemporary architecture, artistic production and industrial design. Due Foglie reappeared in Como in the autumn of 1957 at the exhibition 'Colours and Shapes in the House of Today' held at Villa Erba, for which Ponti designed Environment 18. The sofa subsequently disappeared and reappeared a few years later in Villa Planchart in Caracas, an absolute architectural masterpiece designed by Gio Ponti. Due Foglie is a revolutionary project created more than 10 years before a design that would be developed and introduced to the public only at the end of the 1960s and 70s due to industrial production enabled by technological developments, especially in the production of polyurethane cold foam. Molteni&C, in collaboration with the Gio Ponti Archives, has begun in-depth research on this object by consulting partly unpublished technical and photographic documentation, re-introducing the Due Foglie sofa in the Heritage collection as close as possible to the original while using sustainable construction technologies.

TECHNICAL INFORMATION

Covers Fabric, leather.

Internal structure Frame made of solid spruce (*Picea abies*) and Polimex.

Structure padding High performance variable density polyurethane foam. Cover in bonded cotton-polyester fibre velveteen.

Base Chrome steel with plastic non-slip ferrules.

BASE FINISH

Black chrome.



OUTER COVER
REMOVABLE BY
EXPERT PERSONNEL



AVAILABLE IN FIRE-RESISTANT
VERSION TB117 AND BS5852
FOR A 12% SURCHARGE

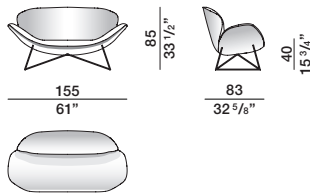
Notes

- ▶ No reductions of any kind or changes in finish are possible.
- ▶ Sofa with cover removable by expert personnel.
- ▶ **Upon request, every element can be produced using a special antibacterial and antiviral leather called 'L ECO' with a surcharge of 5% (leather price list, cat. L + 5%). For aesthetic characteristics and colours see the 'Leather L EXTRA' sample swatches. Every colour is available with the exception of the L165 - L185 - L206 - L207 variants.**

Base finish

black chrome

sofa



D.157.6

white	O	4.325
fabric	B	4.410
fabric	A	4.450
fabric	K	4.540
fabric	W	4.630
fabric	Z	4.890
leather	P	5.230
leather	L	5.510
leather	S	6.120
leather	U	6.500
fabric m	6	
leather square foot	132	

	white	fabric	fabric	fabric	fabric	fabric	leather	leather	leather	leather
covers	O	B	A	K	W	Z	P	L	S	U
RIV/D.157.6	810	895	935	1.025	1.110	1.370	1.660	1.940	2.550	2.925

REGIS

VINCENT VAN DUYSSEN

2024



This functional stool effortlessly transforms into a pouf, offering a seamless blend of form and versatility. Crafted with a burnished metal base featuring three vertical uprights, harmoniously joined and polished to be painted, and connecting two circles, Regis exudes understated sophistication. Regis is the epitome of practicality and versatility. Its circular yet structured design allows it to seamlessly integrate into various settings, serving as a connecting element between pieces like the Augusto and Lucio sofas from the 2024 collection. Vincent Van Duysen describes Regis as “a timeless piece with enduring appeal,” reflecting its ability to transcend trends and complement any interior with effortless grace.

TECHNICAL INFORMATION

- Covers** Fabric, leather.
- Structure** Painted aluminum, plastic ferrules.
- Seat** Plywood frame, padded with variable density polyurethane foam, cover in velveteen bonded with polyester fibre cotton.

STRUCTURE FINISHES

Burnished metal.

Covers

Fabric, leather.



AVAILABLE IN FIRE-RESISTANT
VERSION TB117 AND BS5852
FOR A 12% SURCHARGE

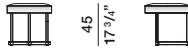
Notes

- ▶ No reductions of any kind or changes in finish are possible.
- ▶ Upon request, every element can be produced using a special antibacterial and antiviral leather called 'L ECO' with a surcharge of 5% (leather price list, cat. L + 5%). For aesthetic characteristics and colours see the 'Leather L EXTRA' sample swatches. Every colour is available with the exception of the L165 - L185 - L206 - L207 variants.

Structure finishes

burnished metal

pouf



Ø 48
Ø 18 7/8"



RPF1

seat		RPF1
white	O	960
fabric	B	970
fabric	A	975
fabric	K	985
fabric	W	995
fabric	Z	1.035
leather	P	1.120
leather	L	1.160
leather	S	1.250
leather	U	1.305
fabric m	1	
leather square foot	22	

covers	white O	fabric B	fabric A	fabric K	fabric W	fabric Z	leather P	leather L	leather S	leather U
RIV/RPF1	235	245	255	265	280	320	365	405	495	555



Continuum draws inspiration from bergères designed in the early 1950s for hotels and cruise ships and is a permanent fixture in the Triennale Design Museum's collection. With this project, Molteni&C reaffirms its commitment to preserving the legacy of Gio Ponti, in collaboration with the Gio Ponti Archives, guardians of the furniture's authenticity. Bonacina, a symbol of Italian excellence celebrating its 135th anniversary this year and renowned for its unique and eclectic style, will guarantee high-quality standards using raw materials and meticulous craftsmanship, in line with the sustainability policy embraced by both companies.

TECHNICAL INFORMATION

- Covers** Fabric, leather.
Structure Manao without bark, hand-curved using steam.
Hand-woven seat in wicker. Binding in flat wicker.
Seat and back High-firmness, variable thickness polyurethane with polyester fibre filler, covered in bonded polyester fibre cotton.

FINISHES

- Covers** Fabric, leather.
Structure Dark brown aniline wicker.



AVAILABLE IN FIRE-RESISTANT
VERSION TB117 AND BS5852
FOR A 12% SURCHARGE

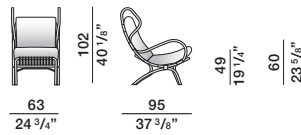
Notes

- ▶ No reductions of any kind or changes in finish are possible.
- ▶ Upon request, every element can be produced using a special antibacterial and antiviral leather called 'L ECO' with a surcharge of 5% (leather price list, cat. L + 5%). For aesthetic characteristics and colours see the 'Leather L EXTRA' sample swatches. Every colour is available with the exception of the L165 - L185 - L206 - L207 variants.

Structure finishes

dark brown aniline wicker

armchair



D.163.7

white	O	4.865
fabric	B	4.900
fabric	A	4.920
fabric	K	4.960
fabric	W	4.995
fabric	Z	5.110
leather	P	5.185
leather	L	5.315
leather	S	5.590
leather	U	5.755
fabric m		3,5
leather square foot		77

	white	fabric	fabric	fabric	fabric	fabric	leather	leather	leather	leather
covers	O	B	A	K	W	Z	P	L	S	U
RIV/D.163.7	390	430	450	485	525	645	690	820	1.095	1.260

FORTE

VINCENT VAN DUYSSEN

2024



Within the Fonte series, circular volumes meet refined craftsmanship, creating sophisticated lounge complements suitable for any setting. Resting on three vertical oak stained solid wood uprights, the circular base of the Fonte coffee tables showcases any one of a rich array of tabletop materials such as marble, essence, or black back-painted glass, offering versatility in design. The subdued hues of the tabletops harmonize with the coffee and black oak finishes, creating a delicate interplay of solidity and fluidity that exudes timeless charm. Completing the collection are a bedside table and a refined lounge table, each meticulously crafted to enhance functionality and style. The bedside table features a practical drawer and a sophisticated upper ring with an elegant burnished painted finish, while the lounge table offers a generous surface area with a choice of precious inlay options. Described by Vincent Van Duysen as “key pieces with exquisite taste, enriched with unparalleled details,” the Fonte tables are versatile additions to any interior. Whether placed next to a sofa, in a central position for work or leisure, or as a bedside companion, these pieces effortlessly blend style with functionality. The Fonte series pairs elegantly with the Ovidio bed from the 2023 Collection for a cohesive and sophisticated look, reflecting Van Duysen’s vision of modern living.

TECHNICAL INFORMATION

SMALL TABLES AND LOUNGE TABLE

- Structure** Stained solid ash wood with thermoplastic feet.
- Wood top** 20 mm thick medium-density fibreboard panel covered with oak veneer (Quercus).
- Marble top** 20 mm thick marble in the finishes indicated in the price list and specific for the model.
- Glass top** 8 mm thick back-painted tempered glass.

BEDSIDE TABLE

- Structure and drawer front** Stained solid ash wood with thermoplastic feet.
- Drawer sides and bottom** 20 mm thick medium-density fibreboard panel covered with oak veneer (Quercus).
- Marble top** 20 mm thick marble in the finishes indicated in the price list and specific for the model, with stain resistant and water-repellent treatment.
- Glass top** 8 mm thick back-painted tempered glass.

TOP FINISHES

- Woods** Coffee oak, black oak.
- Marbles** In model-specific types.
- Glass** Black back-painted clear.

STRUCTURE FINISHES

Stained solid wood: coffee oak, black oak.

Notes

No reductions of any kind or changes in finish are possible.

When placing an order

Specify finishes for structure and top.

Structure finishes

Stained solid wood:
coffee oak
black oak

Glass top finishes

black

Top finishes wood

coffee oak
black oak

Marble top finishes

Cat. M matt or glossy

black marquina
green alpine

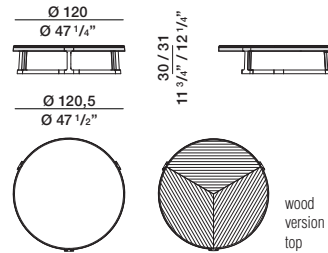
Cat. S matt or glossy

calacatta
breccia capraia
red lepanto
Sahara noir
emperador dark

small table

H 30 - glass top

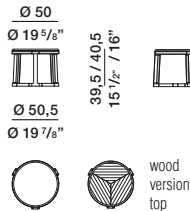
H 31 - wood/marble top



small table

H 39,5 - glass top

H 40,5 - wood/marble top

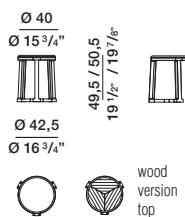


top	FTV4	FTV2
glass	2.987	1.420
wood	5.048	2.175
marble cat. M matt finish	4.213	1.496
marble cat. M glossy finish	4.468	1.534
marble cat. S matt finish	4.807	1.602
marble cat. S glossy finish	5.062	1.642

small table

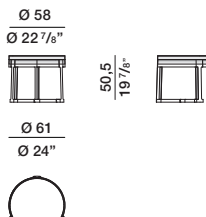
H 49,5 - glass top

H 50,5 - wood/marble top



bedside table

Ø 58 - effective space inside top

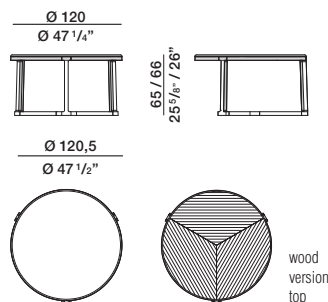


top	FTV1	FCD1
glass	1.382	2.212
wood	2.089	-
marble cat. M matt finish	1.359	2.719
marble cat. M glossy finish	1.393	2.788
marble cat. S matt finish	1.428	2.849
marble cat. S glossy finish	1.463	2.920

lounge table

H 65 - glass top

H 66 - wood/marble top



top	FTA1
glass	3.076
wood	5.137
marble cat. M matt finish	4.302
marble cat. M glossy finish	4.557
marble cat. S matt finish	4.897
marble cat. S glossy finish	5.151

PICEA
VINCENT VAN DUYSSEN
2024



Crafted entirely in ceramic, Picea coffee table by Vincent Van Duysen boasts gracefully rounded lines and a harmonious design. Balance and functionality are given by the slightly hourglass shape, allowing for a wider base and a comfortable support surface, evoking movement without interrupting the fluidity of the single solid color body. Picea's design speaks of sophistication without unnecessary complexity. Picea coffee tables work well as a duo or a cluster, in monochrome or in any combination of the three colors.

TECHNICAL INFORMATION

Structure porcelain stoneware.
Feet plastic.

FINISHES

Structure Ecrú, merlot red, anthracite.

Notes

- ▶ No reductions of any kind or changes to the finish are possible.

When ordering

Always specify the finish of the structure.

Structure finish

ecru
merlot red
anthracite

Small table

Ø 35,4
Ø 13 7/8"



PPT1

870

MATEO

VINCENT VAN DUYSSEN

2023



The Mateo table, designed by Vincent Van Duysen, introduces fresh possibilities in 2024. Featuring a characteristic central base with a conical shape, vertically grooved at the base, this table is enriched with new compositional options. Available in both dining and lounge versions, the Mateo table offers a range of sizes to accommodate various settings. The dining version includes round tops in sizes 140, 160, 180, and 200 cm, as well as oval tops in 220 and 250 cm, supplemented by a new version with two bases and oval top in marble in 300, 350 and 400 cm version, perfect for larger spaces and social gatherings. The distinctive conical base is now offered with a polished steel finish, in addition to classic options such as coffee oak, sunrise oak, glossy lacquers, and burnished metal. Van Duysen explained, “In constructing the central pedestal, I drew inspiration from the solidity of a company and its 90-year history—deeply anchored roots upon which the leap into the future rests.” Representing a modern approach to dining, this table boasts scalable proportions and sleek lines, designed to elevate the art of entertaining.

TECHNICAL INFORMATION

- Wood base** Internal metal structure with steel counterweights (where necessary). Curved outer shell made of moulded, edge-glued medium-density fibreboard covered in wood veneer.
- Lacquered/burnished base** Internal metal structure with steel counterweights (where necessary). Curved outer shell made of moulded rigid polyurethane painted in the colours of the Molteni&C range.
For lounge tables, Ø 200 and 250, curved outer shell made of medium-density moulded fibreboard, painted.
- Shiny steel base** Internal metal structure with steel counterweights (where necessary).
Curved moulded shell made of rigid polyurethane covered with shiny steel sheet.
For lounge tables Ø 200 and 250, curved shell made of medium-density moulded fibreboard, covered with shiny steel sheet.
- Wood or painted top** Medium-density fibreboard panel covered with wood veneer or painted in the colours of the Molteni&C range.
- Marble top** Marble with glossy or matt surface treatment. Support in laminate-faced particle board or medium-density fibreboard panel painted black. For the Ø 250 version, the top support consists of a frame in painted welded steel.
- Marble Lazy Susan** Marble, with matt or glossy surface treatment. Rotating mechanism in anodised aluminum with details in different materials.

TOP FINISHES

- Glossy lacquer** In the colours of the Molteni&C range.
- Wood** Coffee oak, sunrise oak.
- Marble** Black marquina, emperador dark, red lepanto, calacatta (matt or glossy polyester finish).

BASE FINISHES

- Glossy lacquer** In the colours of the Molteni&C range.
- Burnished** Special matt lacquer.
- Wood** Coffee oak, sunrise oak.
- Shiny steel**

Notes

- ▶ No reductions of any kind or changes to the types are possible.
- ▶ For marble tables with Lazy Susan, we recommend ordering them as a single solution.
- ▶ When ordering, specify the finish of the marble top: matt or glossy polyester.

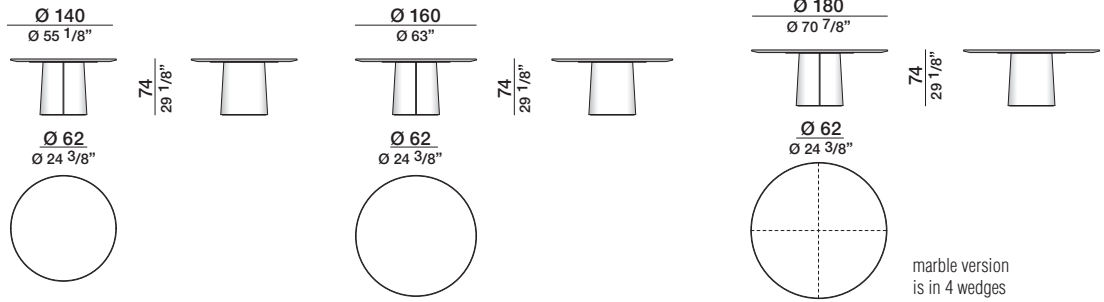
Top finishes

- Wood: coffee oak / sunrise oak
- Glossy lacquer: in the colours of the Molteni&C range
- Emperador dark with matt or glossy polyester finish
- Black marquina with matt or glossy polyester finish
- Red lepanto with matt or glossy polyester finish
- Calacatta with matt or glossy polyester finish

Base finishes

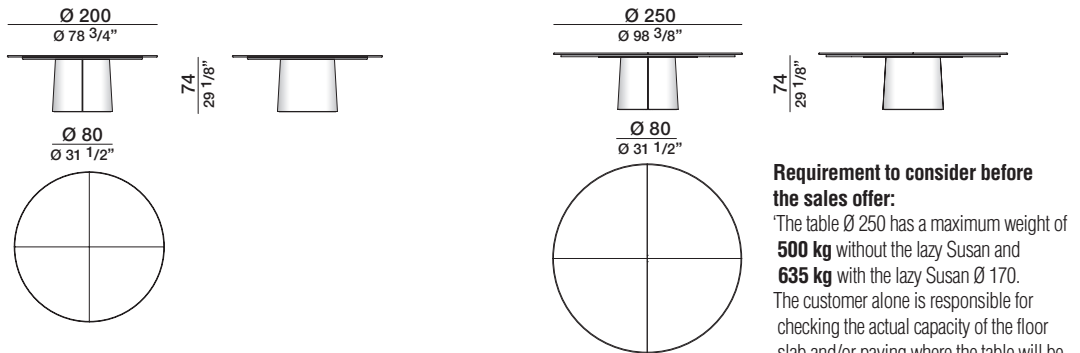
- Burnished matt lacquer
- Wood: coffee oak / sunrise oak
- Glossy lacquer: in the colours of the Molteni&C range
- Shiny steel

round dining tables



	glossy lacquer / burnished base		wooden / shiny steel base	
top	MTD2		MTD3	
glossy lacquer colours	5.628	6.837	6.420	7.629
wood	6.630	7.839	7.298	8.507
emp. dark / marquina / red lepanto marble matt finish	6.743	7.952	7.769	8.978
calacatta marble matt finish	6.996	8.205	8.327	9.536
emp. dark / marquina / red lepanto marble glossy finish	6.916	8.125	7.989	9.198
calacatta marble glossy finish	7.182	8.391	8.574	9.783

round dining tables



	glossy lacquer / burnished base		wooden / shiny steel base	
top	MTD5		MTD6	
emp. dark / marquina / red lepanto marble matt finish	14.383	14.383	19.004	19.004
calacatta marble matt finish	15.090	15.090	20.084	20.084
emp. dark / marquina / red lepanto marble glossy finish	14.729	14.729	19.544	19.544
calacatta marble glossy finish	15.471	15.471	20.680	20.680

Lazy Susan Ø 80 th 4
for dining tables Ø 160 / Ø 180

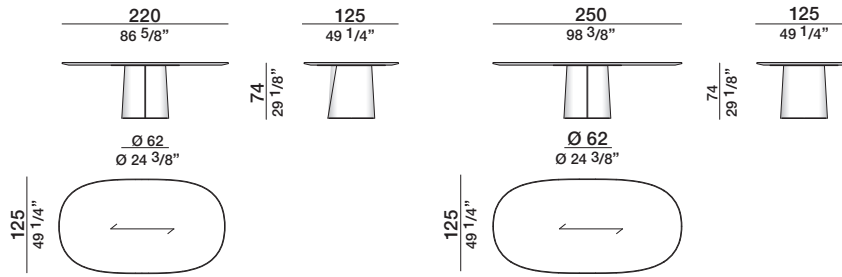
Lazy Susan Ø 100 th 4
for dining tables Ø 180

Lazy Susan Ø 120 th 4
for dining tables Ø 200

Lazy Susan Ø 170 th 4
for dining table Ø 250

	MPG3	MPG5	MPG6	MPG7
emp. dark / marquina / red lepanto marble matt finish	1.545	1.923	2.713	5.261
calacatta marble matt finish	1.614	2.129	2.919	5.843
emp. dark / marquina / red lepanto marble glossy finish	1.605	2.002	2.831	5.490
calacatta marble glossy finish	1.678	2.218	3.048	6.101

oval dining tables

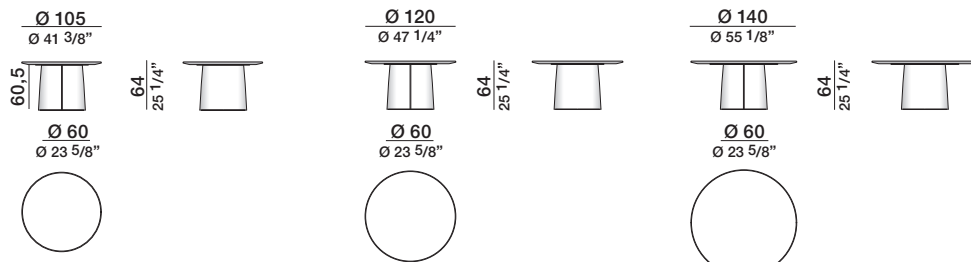


glossy lacquer / burnished base wooden / shiny steel base glossy lacquer / burnished base wooden / shiny steel base

MT01 **MT02**

top	MT01		MT02	
glossy lacquer colours	7.953	9.162	8.474	9.683
wood	9.655	10.864	9.992	11.201
emp. dark / marquina / red lepanto marble matt finish	9.353	10.562	9.896	11.105
calacatta marble matt finish	10.052	11.261	10.796	12.005
emp. dark / marquina / red lepanto marble glossy finish	9.597	10.806	10.166	11.375
calacatta marble glossy finish	10.331	11.540	11.110	12.319

round lounge tables H 64

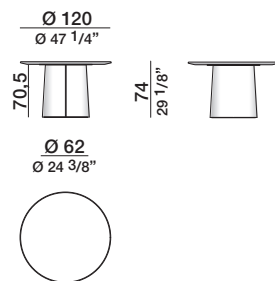


glossy lacquer / burnished base wooden / shiny steel base glossy lacquer / burnished base wooden / shiny steel base glossy lacquer / burnished base wooden / shiny steel base

MTLO **MTL1** **MTL2**

top	MTLO		MTL1		MTL2	
glossy lacquer colours	6.120	6.120	6.171	6.171	6.837	6.837
wood	7.214	7.214	7.293	7.293	7.839	7.839
emp. dark / marquina / red lepanto marble matt finish	6.977	6.977	7.060	7.060	7.952	7.952
calacatta marble matt finish	7.193	7.193	7.283	7.283	8.205	8.205
emp. dark / marquina / red lepanto marble glossy finish	7.101	7.101	7.188	7.188	8.125	8.125
calacatta marble glossy finish	7.328	7.328	7.422	7.422	8.391	8.391

round lounge table H 74

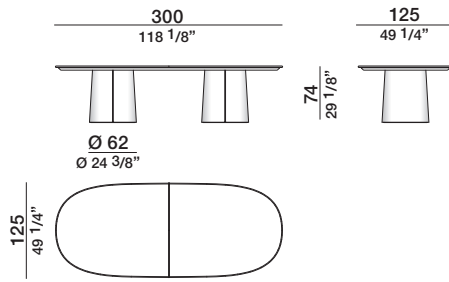


glossy lacquer / burnished base wooden / shiny steel base

MTD1

top	MTD1	
glossy lacquer colours	4.962	6.171
wood	6.084	7.293
emp. dark / marquina / red lepanto marble matt finish	5.851	7.060
calacatta marble matt finish	6.074	7.283
emp. dark / marquina / red lepanto marble glossy finish	5.979	7.188
calacatta marble glossy finish	6.213	7.422

oval dining tables
with double base

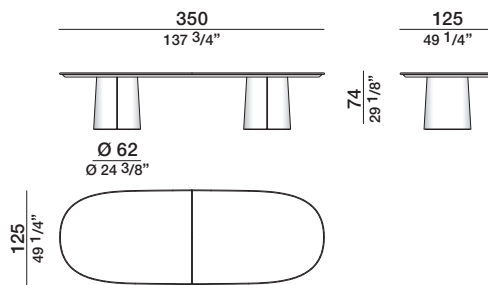


glossy lacquer /
burnished
bases wooden /
shiny steel
base

MT03

top		
emp. dark / marquina / red lepanto marble matt finish	17.639	20.057
calacatta marble matt finish	18.933	21.351
emp. dark / marquina / red lepanto marble glossy finish	18.031	20.449
calacatta marble glossy finish	19.403	21.821

oval dining tables
with double base

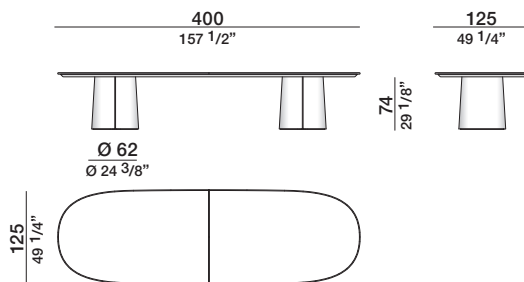


glossy lacquer /
burnished
bases wooden /
shiny steel
base

MT04

top		
emp. dark / marquina / red lepanto marble matt finish	19.164	21.582
calacatta marble matt finish	20.537	22.955
emp. dark / marquina / red lepanto marble glossy finish	19.556	21.974
calacatta marble glossy finish	21.164	23.582

oval dining tables
with double base



glossy lacquer /
burnished
bases wooden /
shiny steel
base

MT05

top		
emp. dark / marquina / red lepanto marble matt finish	20.682	23.100
calacatta marble matt finish	22.368	24.786
emp. dark / marquina / red lepanto marble glossy finish	21.270	23.688
calacatta marble glossy finish	23.034	25.452

1 2 3

MICHAEL ANASTASSIADES

2024



Designed by Michael Anastassiades, the 1 2 3 chair embodies a harmonious blend of sophistication and comfort, emphasizing the essence of color and the purity of materials. Its name whimsically reflects the process of finding the ideal balance in the number of vertical slats adorning the backrest. After thoughtful consideration and testing, three slats were chosen, resulting in a structure that exudes elegance and lightness, embodying a refined synthesis of design principles. "I've always been drawn to chairs with open backs," explains Michael Anastassiades, shedding light on the inspiration behind his creation. The absence of material in such chairs imbues them with visual lightness and a distinctive, iconic identity. This guiding concept led the designer on a journey of exploration, culminating in the selection of three precisely arranged vertical slats within a solid beech frame. Crafted and lacquered with care, the chair showcases seamless joinery techniques, enhancing its minimalist aesthetic. "Three slats also establish a rhythmic harmony, creating a subtle separation between the seated individual and the surrounding environment," notes the Cypriot designer, pleased with the outcome, and ever attuned to the interplay between object and user. Meticulous material selection and expert craftsmanship are the hallmarks of this chair, a testament to design precision and creative vision. The 1 2 3 chair emerges as a versatile addition, enriching any setting with its distinctive presence, characterized by geometric purity and graceful lightness.

TECHNICAL INFORMATION

- Covers** Bonded hide leather, leather, fabric.
Structure In solid beech wood (*Fagus Sylvatica*), glossy lacquer. Ferrules in plastic.
Seat padding Body in plastic with padding in flexible cold-moulded polyurethane foam.
Cover in bonded velveteen, cotton, and polyester fibre.

FINISHES

- Covers** Bonded hide leather, leather, fabric.
Structure Solid wood with glossy lacquer finish: burgundy, petroleum blue, black.



UPHOLSTERY
REMOVABLE FABRIC/LEATHER
BONDED HIDE LEATHER VERSION
UPHOLSTERY IS NOT REMOVABLE



AVAILABLE IN FIRE-RESISTANT
VERSION TB117 AND BS5852
FOR A 12% SURCHARGE

Notes

- ▶ No reductions of any kind or changes in finish are possible.
- ▶ Upon request, for customisable version, every element can be produced using a special antibacterial and antiviral leather called 'L ECO' with a surcharge of 5% (leather price list, cat. L + 5%). For aesthetic and colour characteristics, see the 'Leather L EXTRA' sample swatches. Every colour is available with the exception of the L165 - L185 - L206 - L207 variants.

Chair versions and finishes

Three versions of chairs are available:

Monochromatic

Glossy lacquered structure and back with special leather seat matching the colours of the structure:
Burgundy, black and petroleum blue.

Hide leather

Glossy black lacquered structure with back and seat in black bonded hide leather.

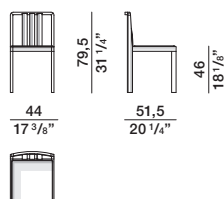
Customisable

Structure and back in glossy black lacquer with seat in all the "Molteni&C Range" fabrics and leathers.

Monochromatic

Structure:
Glossy burgundy
Glossy black
Glossy petroleum blue

chair

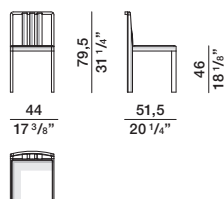


seat **OSD2**
special leather matching the colours of the structure **1.490**

Hide leather

Structure
Glossy black

chair

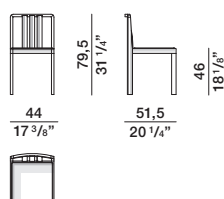


back and seat **OSD1**
black bonded hide leather **1.790**

Customisable

Structure
Glossy black

chair



seat	OSD1	
white	O	1.260
fabric	B	1.270
fabric	A	1.275
fabric	K	1.285
fabric	W	1.295
fabric	Z	1.330
leather	P	1.375
leather	L	1.405
leather	S	1.480
leather	U	1.490
fabric m	1	
leather square foot	22	

	white	fabric	fabric	fabric	fabric	fabric	leather	leather	leather	leather
covers	O	B	A	K	W	Z	P	L	S	U
RIV/OSD1 customisable	230	240	245	255	265	295	340	375	450	495

CARD

MICHAEL ANASTASSIADES

2024



Michael Anastassiades' versatile talents bring a distinctive touch to the design process of the Card bookcase, adding significant value to its creation. Characterized by a precise graphic identity, this bookcase seamlessly integrates Anastassiades' stylistic approach with the rest of the Collection. Card marks a new chapter in the quest for furniture that embodies the needs of modern living while maintaining a high level of technological innovation. The bookcase combines essential functionality with a contemporary configuration, reflecting Anastassiades' purist and recognizable design ethos. A testament to rigorous research and development, the Card bookcase focuses on intricate details, with each element crafted to perfection. Offered in black oak, the freestanding structure houses authentic technological marvels, including satin brass joints that elegantly connect the horizontal planes to the vertical uprights. Material juxtaposition is a hallmark of Michael Anastassiades' design philosophy, evident in the Card bookcase through the inclusion of a Sahara noir marble shelf. This subtle contrast with the black oak enhances the richness of materials, aligning with the decorative approach of the 2024 Collection. Structurally, the bookcase offers four different compositional possibilities: high shelf, low shelf, console, bedside table.

TECHNICAL INFORMATION

Side panels, base and tops in wood	Medium-density fibreboard panel covered with wood veneer. The components are joined together with steel tie rods.
Marble top	In pieced marble with ceramic insert.
Plinth	Metal frame with epoxy paint finish, fitted with adjustable feet with non-slip plastic tips.
Metal inserts	Die-cast metal, painted.

finishes	black oak	Sahara noir marble	painted brass	painted black
side panels, base and tops in wood	●			
marble tops		●		
inserts			●	
plinth resting on the floor				●

Notes

- ▶ No reductions of any kind or changes to types or finishes are possible.
- ▶ The position of the marble tops cannot be changed.

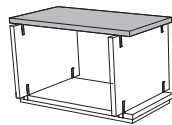
Finishes

- black oak
- Sahara noir marble structural tops

Bedside

Top in
Sahara noir
marble

W 735 D 485 H 455
W 28 7/8" D 19 1/8" H 17 7/8"



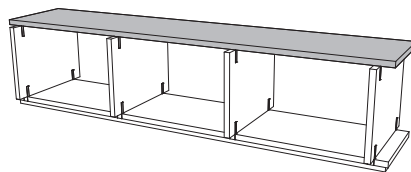
CL10704

2.997

Console / TV

Top in
Sahara noir
marble

W 1935 D 485 H 455
W 76 1/8" D 19 1/8" H 17 7/8"



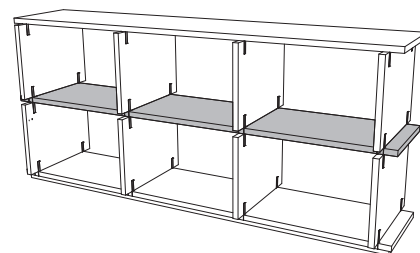
CL11904

5.094

Low shelf

Sahara noir
marble
central shelf

W 1935 D 485 H 860
W 76 1/8" D 19 1/8" H 33 7/8"



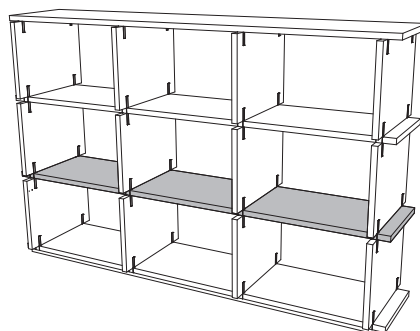
CL11908

7.357

High shelf

Sahara noir
marble
central shelf

W 1935 D 485 H 1260
W 76 1/8" D 19 1/8" H 49 5/8"



CL11912

10.888

SINCRO
STUDIO KLASS
2024 By UniFor



The Sincro partition walls are at the pinnacle of mechanical precision and minimalist design. Designed to seamlessly integrate into contemporary living and working spaces, Sincro doors blur the lines between residential and professional environments. At the forefront of innovation, the Molteni Group presents the Sincro sliding doors as a testament to its technical expertise and commitment to excellence. Crafted with precision-engineered aluminum profiles and transparent glass panels, Sincro doors offer a perfect balance of strength and subtlety. Available in sunrise oak and coffee oak finishes for the profiles, and pewter and iris for the metal parts, Sincro harmonizes effortlessly with the materials used across the Molteni&C collections. The smooth and synchronized movement of the doors, facilitated by impeccable engineering, ensures stability, uniformity, and elegance in motion. With its understated aesthetic and flawless functionality, Sincro sliding doors elevate any space with a touch of modern sophistication.

All dimensions are expressed in mm.

The following data are necessary to correctly submit the order and must be communicated to Molteni&C:

- **Size of the compartment: width and height as per the guidelines;**
- **Type of opening: Code shown on the following pages;**
- **Single or double opening**
- **Opening direction: right or left**
- **Door frame, cover and jamb finish**
- **Glass finish**
- **Handle finish**

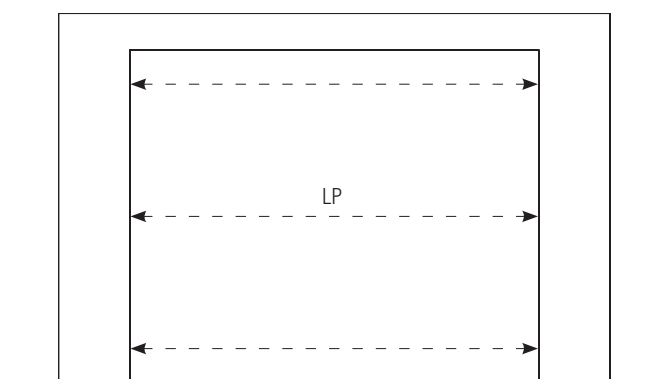
Warnings for assembly

Hangers and anchors for attaching the counter-tracks are not included. The Customer is entirely responsible for the assembly and will have to evaluate the structural characteristics of the wall or ceiling and use the most appropriate anchoring systems.

The counter-track for recessed installations must be inserted during construction of the false ceiling. Therefore, the item can be ordered before the doors.

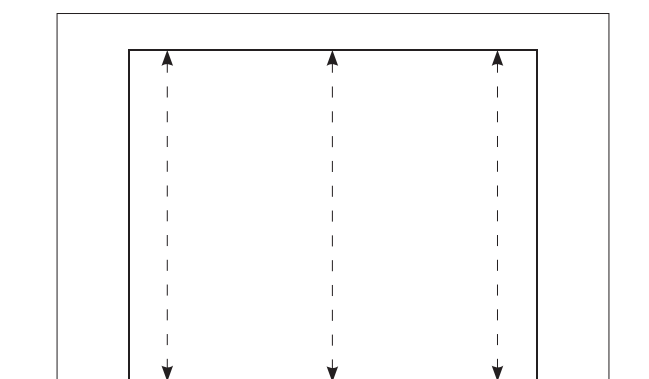
Compartment width measurement

Measure the width of the compartment at the ends and centre and indicate the **minimum width (including built-in compartment) when ordering**



Compartment height measurement

Measure the height of the compartment at the ends and centre and indicate the **minimum height (floor to ceiling or false ceiling) when ordering.**



Sincro door application range:

- Single-door composition: closable compartment opening from 1880 to 4855 mm
- Double-door composition: closable compartment opening from 3715 to 9965 mm
- Maximum height from floor to ceiling (external track) or false ceiling (recessed track) 3000 mm

Finishes

sunrise oak	coffee oak	extra clear glass	pewter colour iris
----------------	---------------	-------------------------	-----------------------

components

door frame/cover/jamb	●	●		
door glass			●	
handle/ornamental profiles				●

Diagrams for attaching the track to the ceiling (visible)
 Maximum height from floor to ceiling 3000 mm

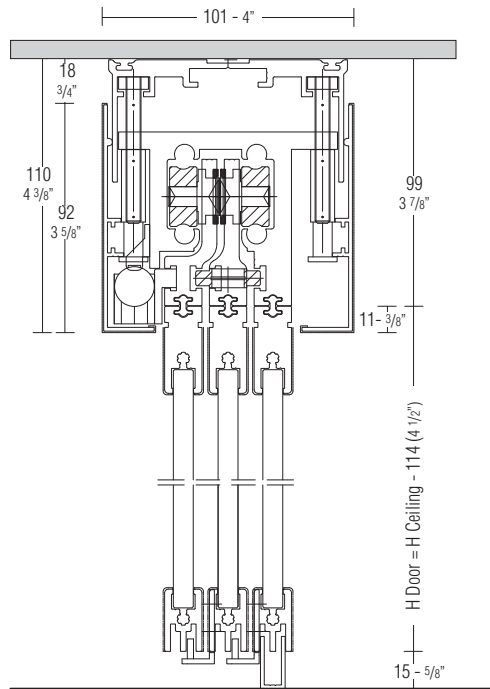
Double openings can only be made by matching tracks of the same size.

The anchors for attachment to the ceiling are not included.

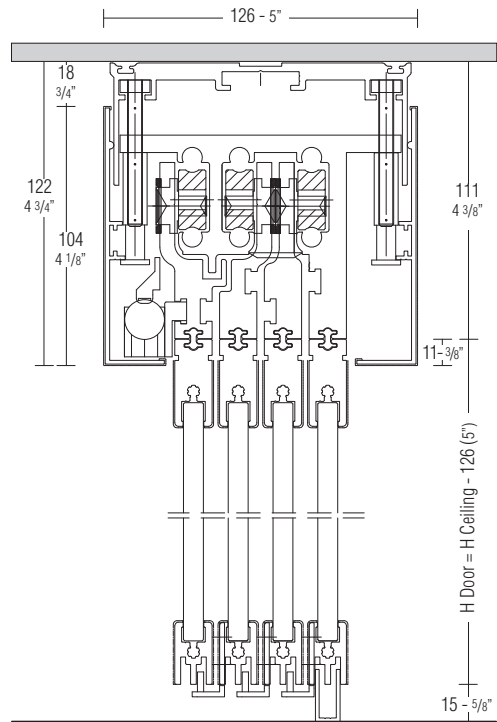
The Customer is responsible for verifying the load capacity of the ceiling where the doors are attached, given that the average weight of each door is 28 kg/m².

It is important to check the maximum load capacity at the point where the doors are open.

VERSION WITH FIXED PANEL S111



S121



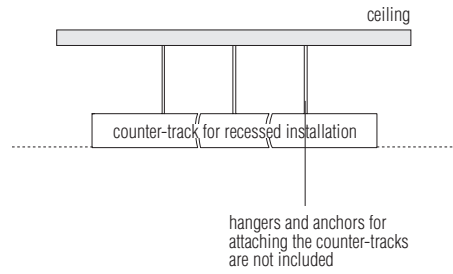
Diagrams for anchoring the recessed track for false ceiling

Maximum height from floor to false ceiling 3000 mm

The Customer is responsible for verifying the load capacity of the ceiling where the doors are attached, given that the average weight of each door is 28 kg/m².

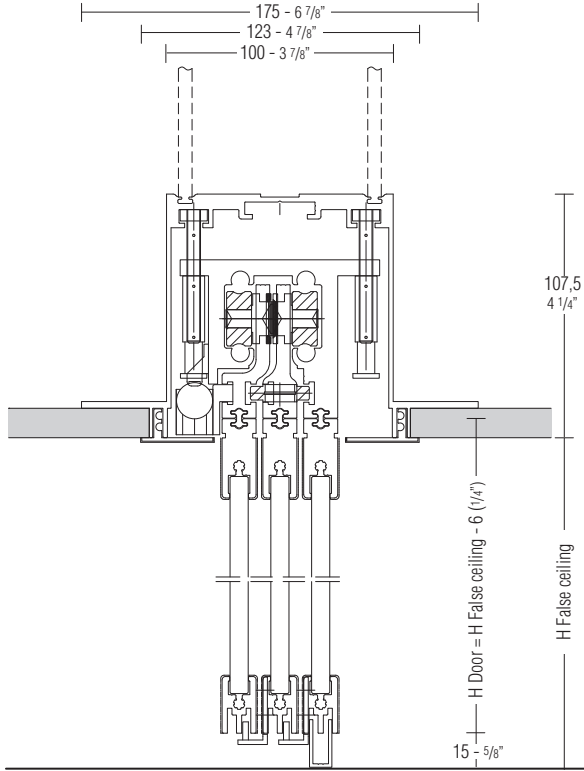
It is important to check the maximum load capacity at the point where the doors are open.

Double openings can only be made by matching tracks of the same size.

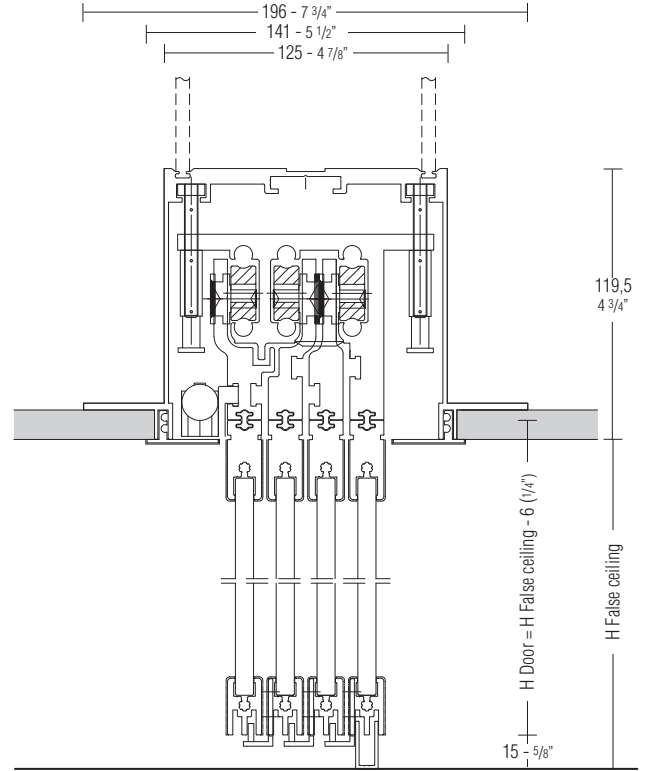


VERSION WITH FIXED PANEL

C111

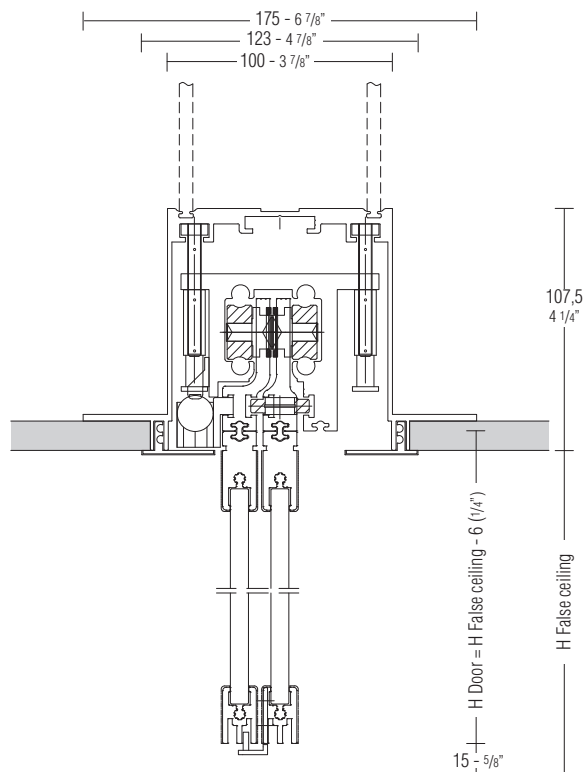


C121

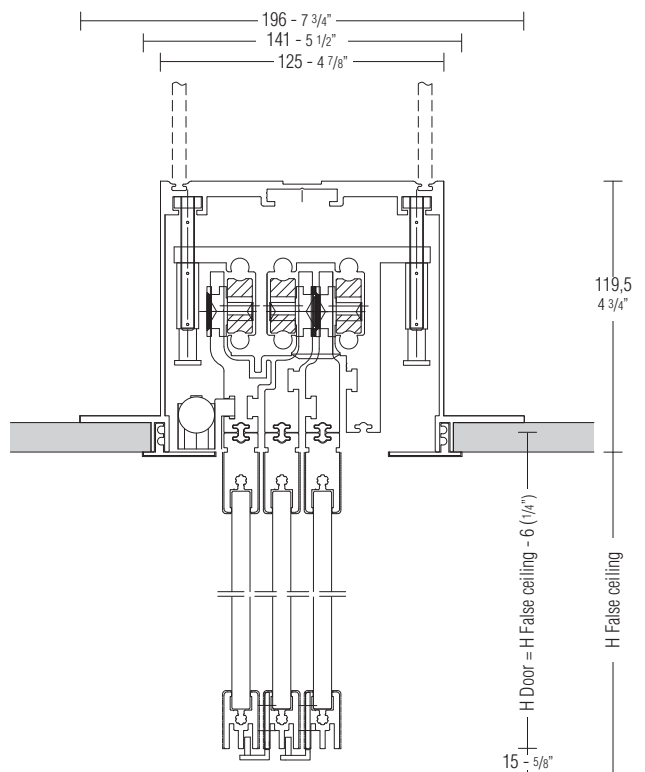


VERSION WITH RECESSED COMPARTMENT

C110



C120



These pages indicates the types of opening that can be made with the respective code, which should be indicated when ordering.

2 SLIDING DOORS WITH FIXED PANEL S111 - C111

MINIMUM SIZE
(FULL COMPARTMENT W 1878 - 73 7/8")

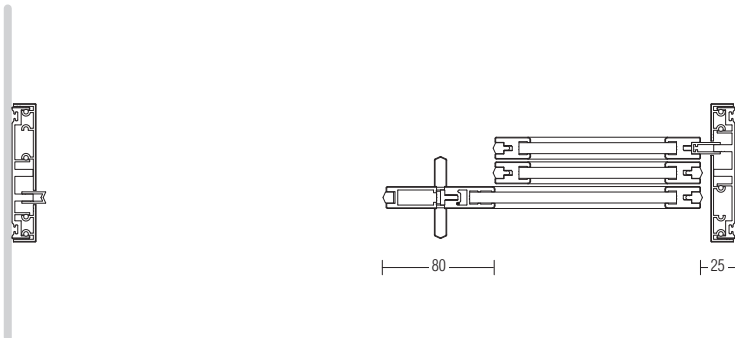
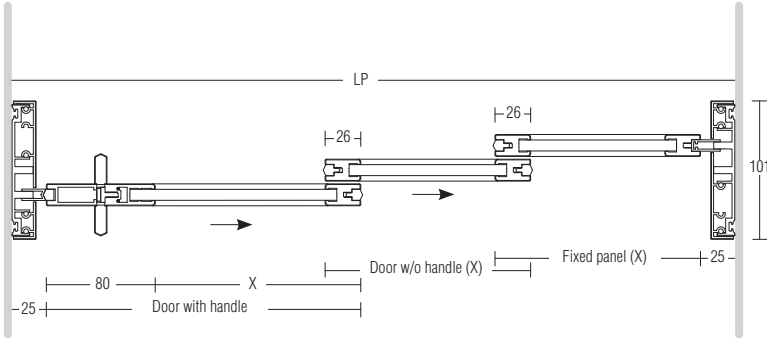
MAXIMUM SIZE
(FULL COMPARTMENT W 3678 - 144 3/4")

TRACK LENGTH =
WALL LENGTH

Door width calculations

Door w/o handle and Fixed panel (X) = (LP : 3) - 26
Door with handle = Door w/o handle + 80

LP = WALL WIDTH



RIGHT-HAND VERSION

DOUBLE OPENING WITH 2 FIXED PANELS

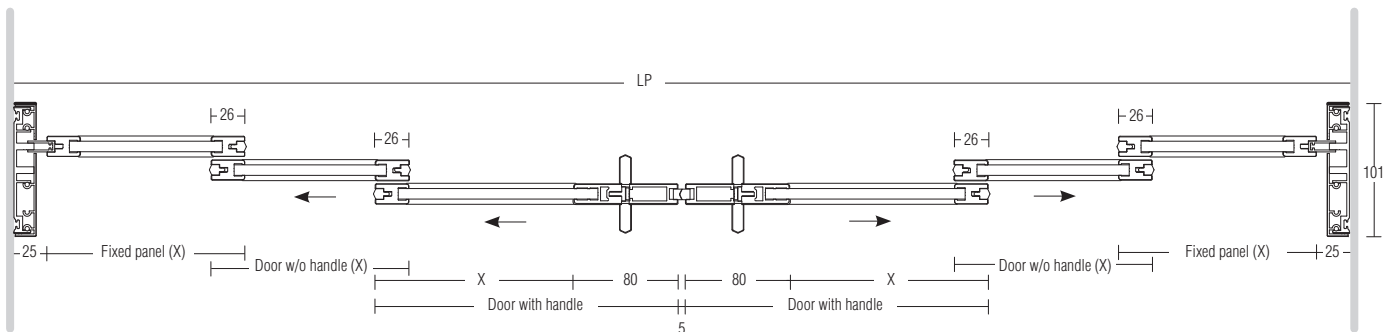
MINIMUM SIZE
(FULL COMPARTMENT W 3710 - 146 1/8")

MAXIMUM SIZE
(FULL COMPARTMENT W 7310 - 287 3/4")

TRACK LENGTH =
WALL LENGTH : 2

Door width calculations

Door w/o handle and Fixed panel (X) = (LP : 6) - 18
Door with handle = Door w/o handle + 80



3 SLIDING DOORS WITH FIXED PANEL S121- C121

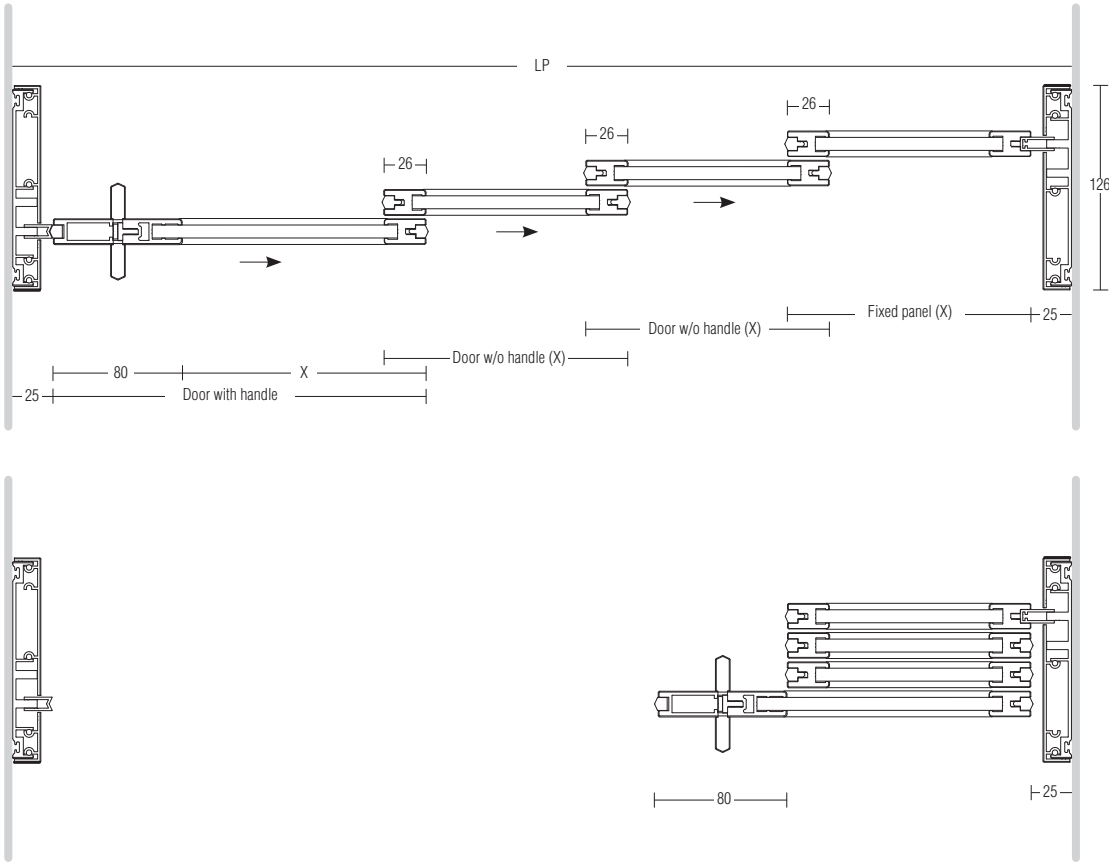
MINIMUM SIZE
(FULL COMPARTMENT W 2452 - 96 1/2")

MAXIMUM SIZE
(FULL COMPARTMENT W 4852 - 191")

Door width calculations
 Door w/o handle and Fixed panel (X) = (LP : 4) - 13
 Door with handle = Door w/o handle + 80

LP = WALL WIDTH

TRACK LENGTH =
WALL LENGTH



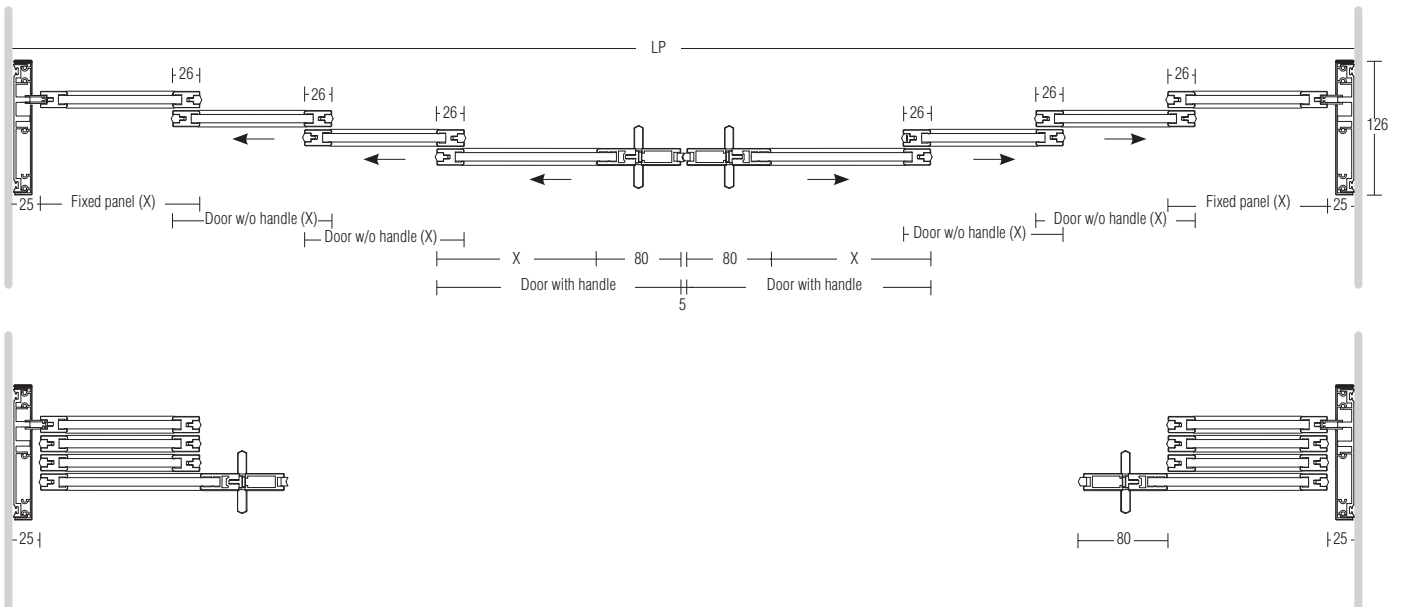
DOUBLE OPENING WITH 2 FIXED PANELS

MINIMUM SIZE
(FULL COMPARTMENT W 4858 - 191 1/4")

MAXIMUM SIZE
(FULL COMPARTMENT W 9658 - 380 1/4")

Door width calculations
 Door w/o handle and Fixed panel (X) = (LP : 8) - 7
 Door with handle = Door w/o handle + 80

TRACK LENGTH =
WALL LENGTH : 2



These pages indicates the types of opening that can be made with the respective code, which should be indicated when ordering.

SLIDING DOORS WITH 2-DOOR RECESSED COMPARTMENT - C110

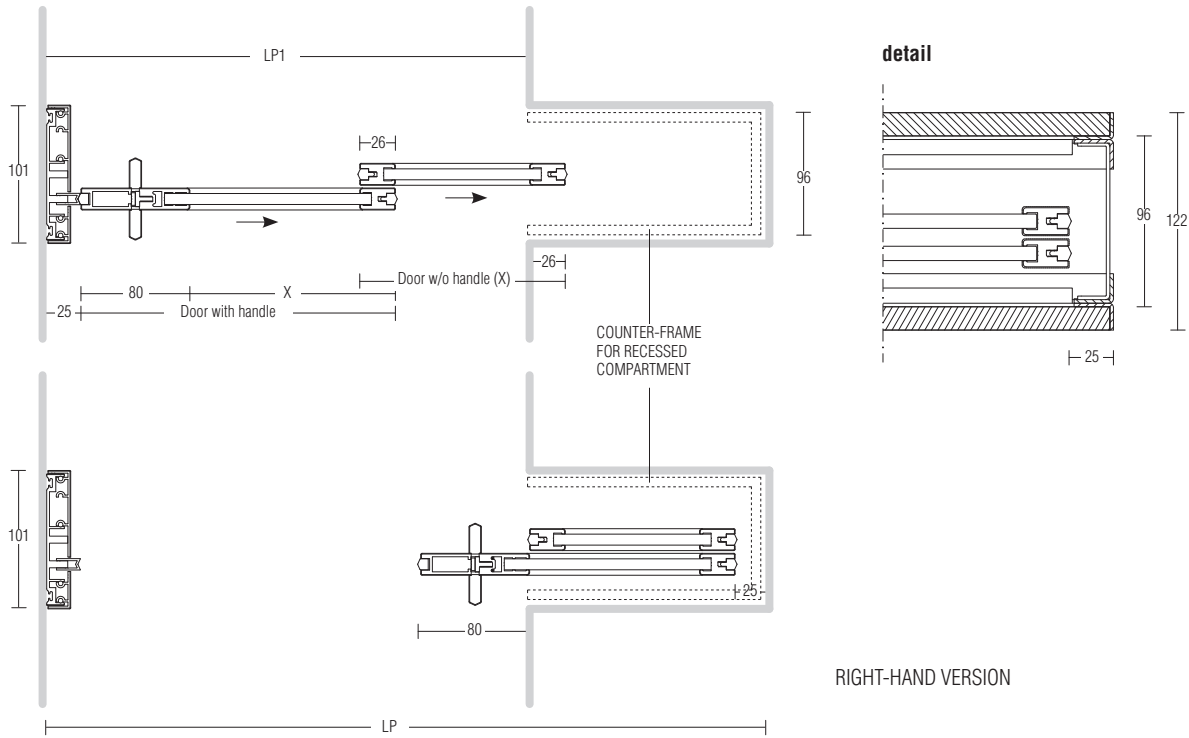
MINIMUM SIZE
(FULL COMPARTMENT W 1878 - 73 7/8")

Door width calculations
 Door w/o handle (X) = (LP : 3) - 26
 Door with handle = Door w/o handle + 80

Calculation LP1 LP = WALL WIDTH
 LP1 = (LP - X) - 25

MAXIMUM SIZE
(FULL COMPARTMENT W 3678- 144 3/4")

TRACK LENGTH =
WALL LENGTH



DOUBLE OPENING WITH 2 RECESSED COMPARTMENTS

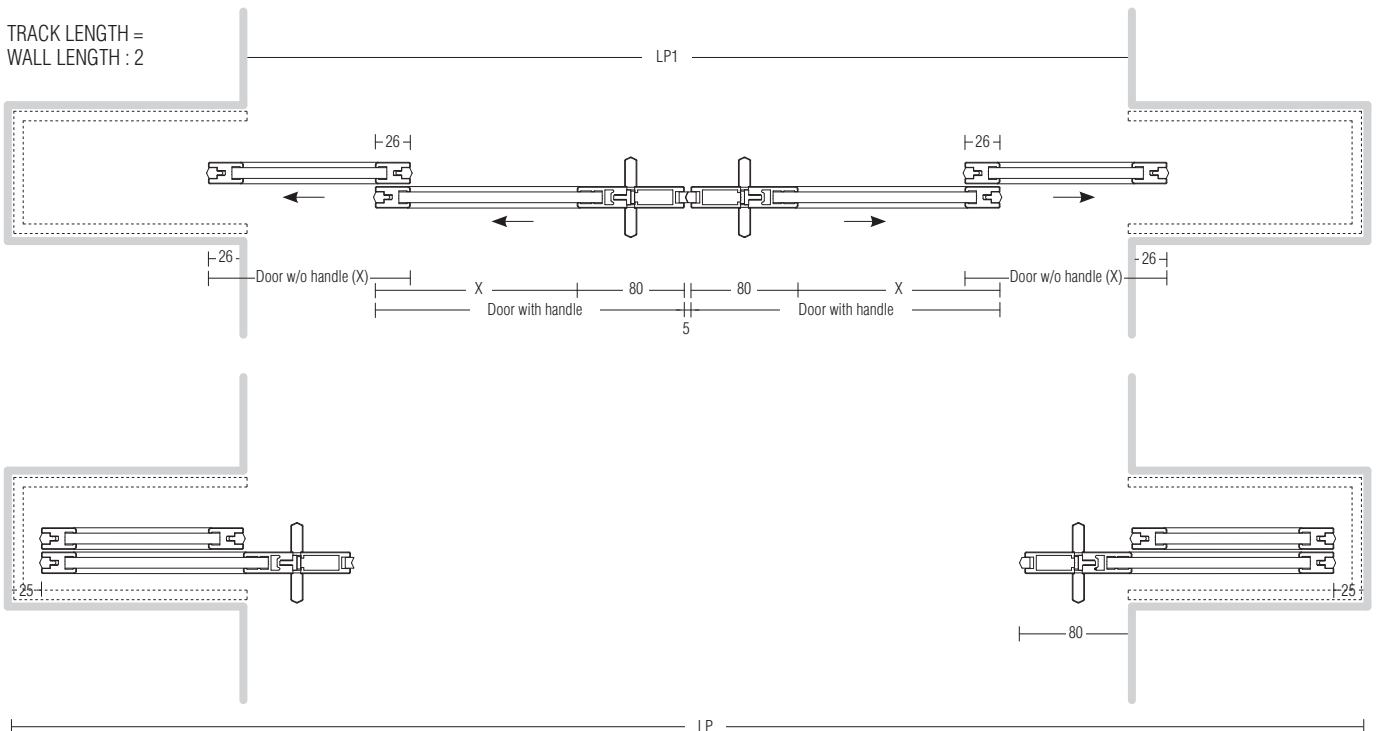
MINIMUM SIZE
(FULL COMPARTMENT W 3710 - 146 1/8")

Door width calculations
 Door w/o handle (X) = (LP : 6) - 18
 Door with handle = Door w/o handle + 80

Calculation LP1
 LP1 = (LP - 2X) - 50

MAXIMUM SIZE
(FULL COMPARTMENT W 7310- 287 3/4")

TRACK LENGTH =
WALL LENGTH : 2



SLIDING DOORS WITH 3-DOOR RECESSED COMPARTMENT - C120

MINIMUM SIZE
(FULL COMPARTMENT W 2452 - 96 1/2")

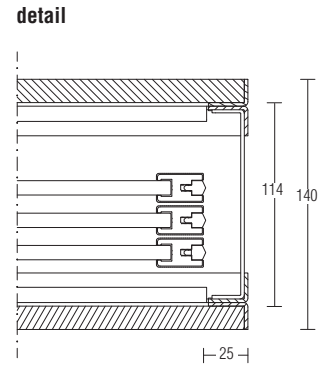
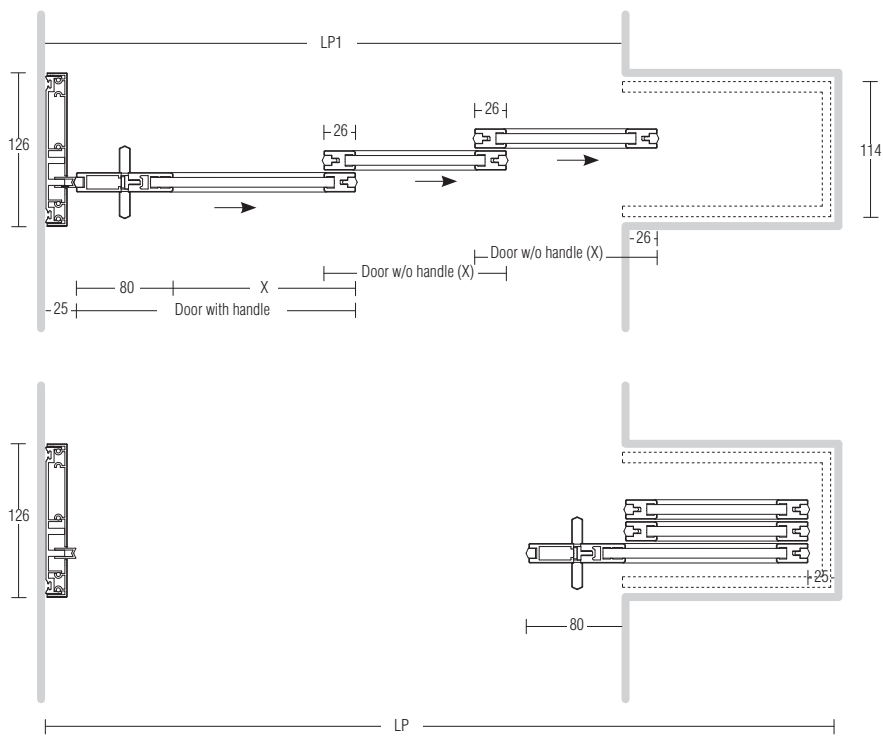
MAXIMUM SIZE
(FULL COMPARTMENT W 4852 - 191")

Door width calculations
 Door w/o handle (X) = (LP : 4) - 13
 Door with handle = Door w/o handle + 80

Calculation LP1
 LP1 = (LP - X) - 25

LP = WALL WIDTH

TRACK LENGTH =
WALL LENGTH



RIGHT-HAND VERSION

DOUBLE OPENING WITH 2 RECESSED COMPARTMENTS

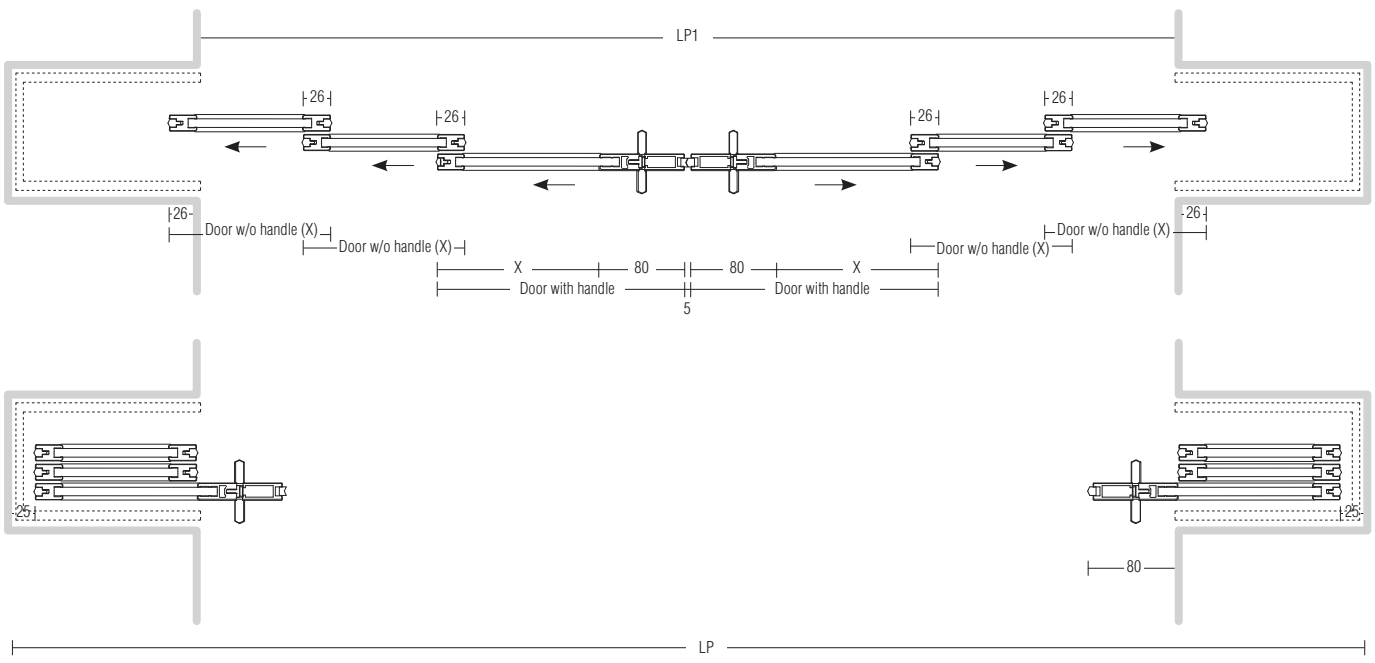
MINIMUM SIZE
(FULL COMPARTMENT W 4858 - 191 1/4")

MAXIMUM SIZE
(FULL COMPARTMENT W 9658 - 380 1/4")

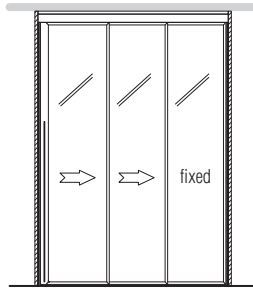
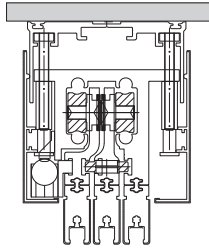
Door width calculations
 Door w/o handle (X) = (LP : 8) - 7
 Door with handle = Door w/o handle + 80

Calcolo LP1
 LP1 = (LP - 2X) - 50

TRACK LENGTH =
WALL LENGTH : 2



track type S111

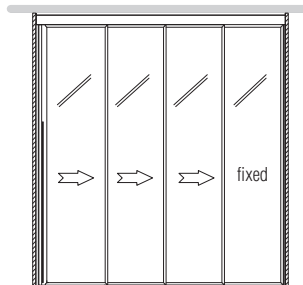
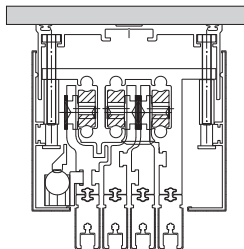


A - Up to W 2478 (doors A - 880 + 800 + 800)
B - From W 2479 to W 3078 (doors B - 1080 + 1000 + 1000)
C - From W 3079 to W 3678 (doors C - 1280 + 1200 + 1200)

BIS111

A	3.348
B	3.550
C	4.221

track type S121



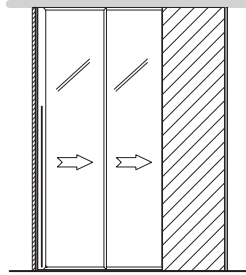
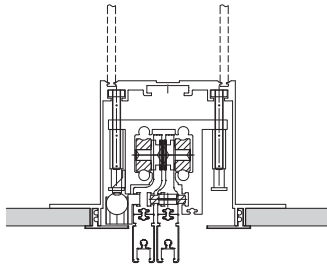
A - Up to W 3252 (doors A - 880 + 800 + 800 + 800)
B - From W 3253 to W 4052 (doors B - 1080 + 1000 + 1000 + 1000)
C - From W 4053 to W 4852 (doors C - 1280 + 1200 + 1200 + 1200)

BIS121

A	4.447
B	4.638
C	5.168

Recessed tracks (for false ceiling)

**track
type C110**

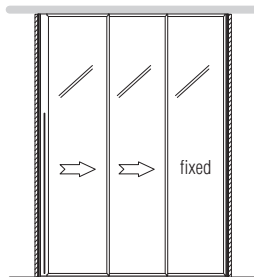
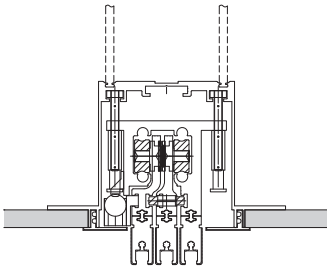


A - Up to W 2478 (doors A - 880 + 800)
B - From W 2479 to W 3078 (doors B - 1080 + 1000)
C - From W 3079 to W 3678 (doors C - 1280 + 1200)

track
BIC110 counter-track
CBC110

A	2.728	851
B	2.806	1.004
C	3.002	1.168

**track
type C111**

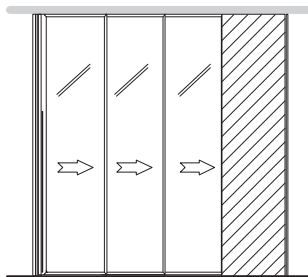
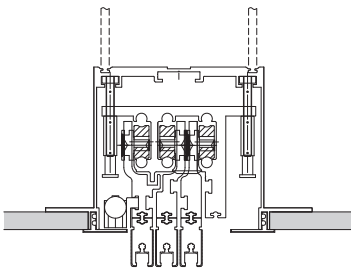


A - Up to W 2478 (doors A - 880 + 800 + 800)
B - From W 2479 to W 3078 (doors B - 1080 + 1000 + 1000)
C - From W 3079 to W 3678 (doors C - 1280 + 1200 + 1200)

track
BIC111 counter-track
CBC111

A	2.728	851
B	2.806	1.004
C	3.260	1.168

**track
type C120**

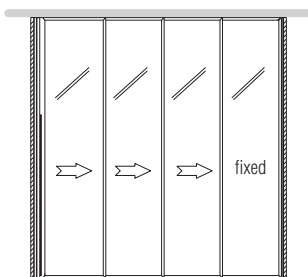
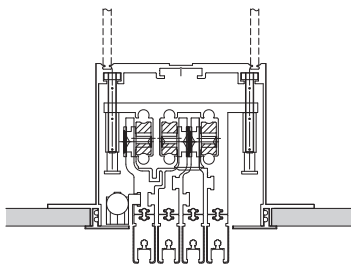


A - Up to W 3252 (doors A - 880 + 800 + 800)
B - From W 3253 to W 4052 (doors B - 1080 + 1000 + 1000)
C - From W 4053 to W 4852 (doors C - 1280 + 1200 + 1200)

track
BIC120 counter-track
CBC120

A	3.372	1.067
B	3.415	1.298
C	3.719	1.514

**track
type C121**



A - Up to W 3252 (doors A - 880 + 800 + 800 + 800)
B - From W 3253 to W 4052 (doors B - 1080 + 1000 + 1000 + 1000)
C - From W 4053 to W 4852 (doors C - 1280 + 1200 + 1200 + 1200)

track
BIC121 counter-track
CBC121

A	3.630	1.067
B	3.673	1.298
C	3.977	1.514

Sliding doors / fixed panels

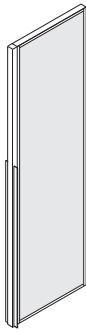
The doors will be made to measure in height and width without supplementary cost.

With handle

A - from 680-26 ³/₄" to 880-34 ⁵/₈" mm

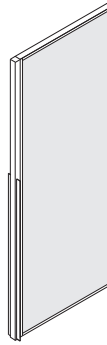
B - from 881-34 ⁵/₈" to 1080-42 ¹/₂" mm

C - from 1081-42 ¹/₂" to 1280-50 ³/₈" mm



PSM08

2.896



PSM10

3.048



PSM12

3.204

extra clear glass

Without handle

A - from 600-23 ⁵/₈" to 800-31 ¹/₂" mm

B - from 801-31 ¹/₂" to 1000-39 ³/₈" mm

C - from 1001-39 ³/₈" to 1200-47 ¹/₄" mm



PSS08

2.524



PSS10

2.676



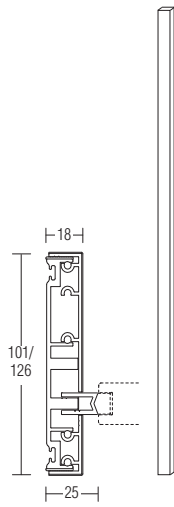
PSS12

2.832

extra clear glass

Jamb

Jamb



PRST

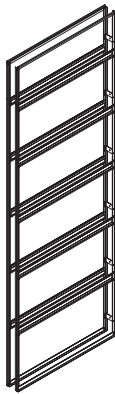
712

Counter-frame for recessed compartment

W 800-31 1/2"
A - from 600-23 5/8" to 800-31 1/2" mm

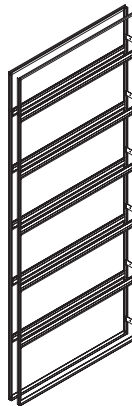
W 1000-39 3/8"
B - from 801-31 1/2" to 1000-39 3/8" mm

W 1200-47 1/4"
C - from 1001-39 3/8" to 1200-47 1/4" mm




TVI08

1.575



TVI10

1.575



TVI12

1.575

505 UP SYSTEM - UPDATE NICOLA GALLIZIA

The system receives a notable enhancement with the inclusion of **Calacatta Vena Vecchia textured ceramic**, a material that has gained prominence over the years and initially featured within the Harry's Bar module.

This finish is available on the back panels of the structure, of the open DISPLAYS, with hinged and vertical sliding doors.



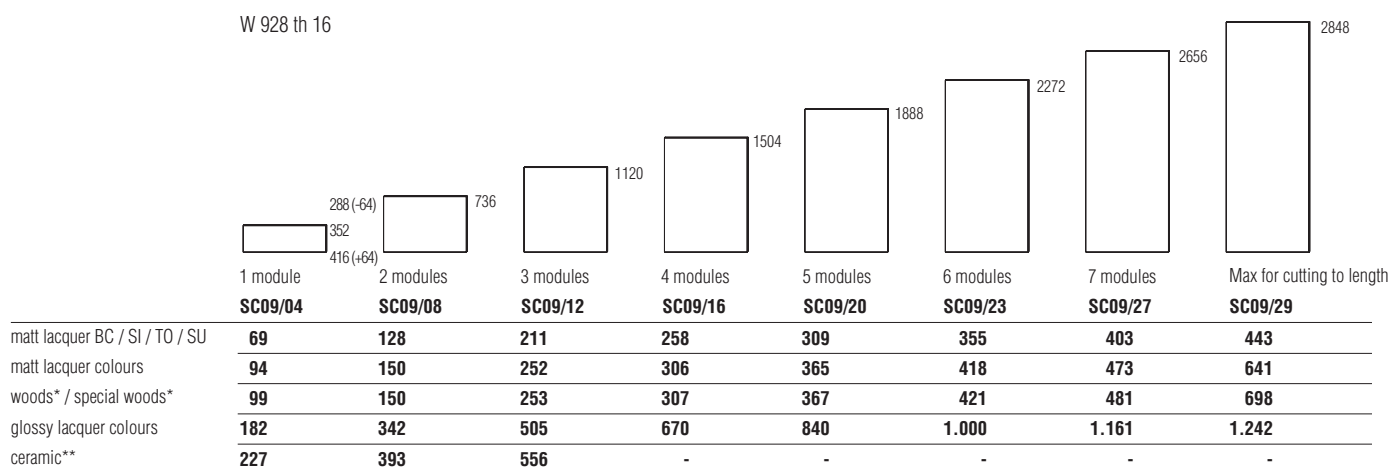
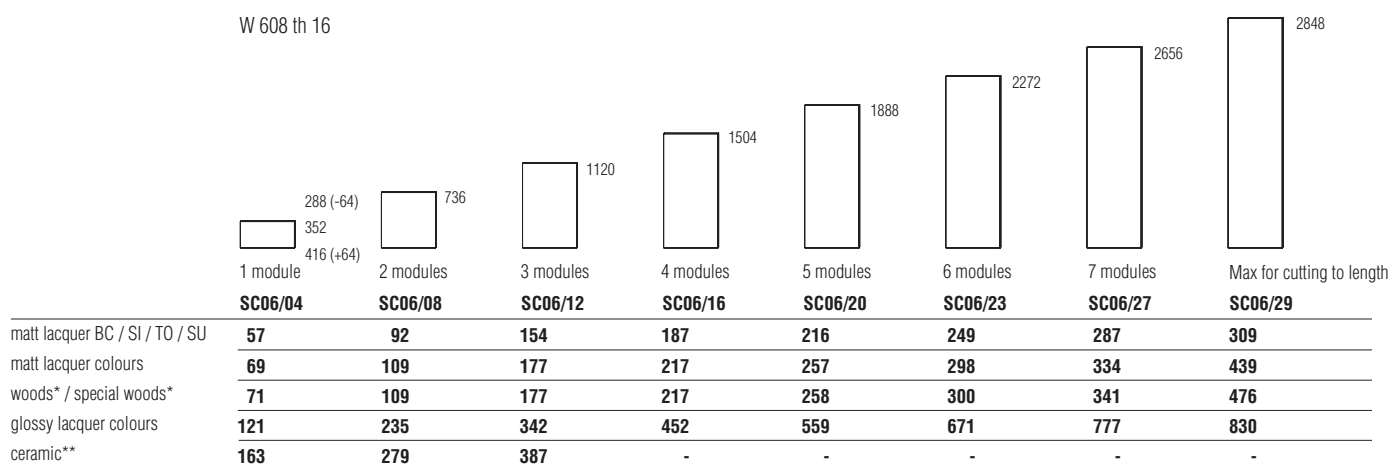


Back panels th 16

* only with vertical grain

** calacatta vena vecchia with horizontal grain only

Reductions

Cut for back € 74

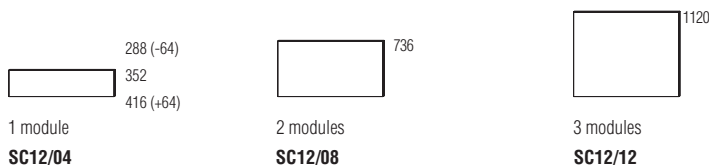


Back panels th 16

* only with vertical grain
 ** calacatta vena vecchia with horizontal grain only

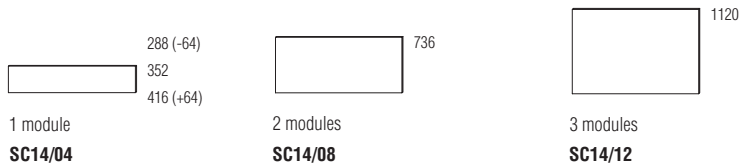
Reductions
 Cut for back € 74

Back panels for modules W 1248 th 16



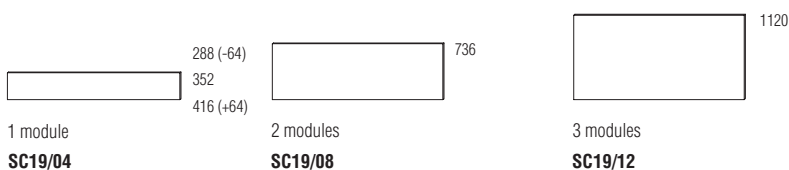
	SC12/04	SC12/08	SC12/12
matt lacquer BC / SI / TO / SU	84	145	241
matt lacquer colours	99	178	306
woods* / special woods*	139	248	441
glossy lacquer colours	223	433	668
ceramic**	326	504	714

Back panels for modules W 1408 th 16



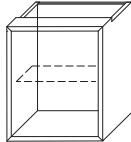



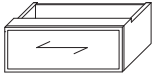

	SC14/04	SC14/08	SC14/12
matt lacquer BC / SI / TO / SU	106	203	296
matt lacquer colours	122	241	358
woods* / special woods*	168	321	453
glossy lacquer colours	265	534	759
ceramic**	363	563	798


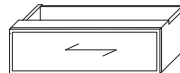
Back panels for modules W 1888 th 16

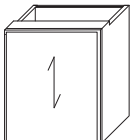



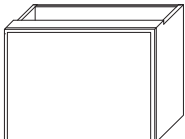

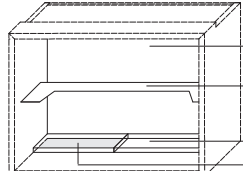
	SC19/04	SC19/08	SC19/12
matt lacquer BC / SI / TO / SU	127	242	368
matt lacquer colours	150	292	459
woods* / special woods*	208	396	578
glossy lacquer colours	336	676	987
ceramic**	467	728	1.048

DISPLAY open D 500	W 928 H 384	W 1248 H 384	W 608 H 768	internal shelf
				
	supplementary charge for ceramic back	supplementary charge for ceramic back	supplementary charge for ceramic back	
	XG09/04	XG12/04	XG06/08	XRV4/06
matt lacquer colours	877	962	949	102 transparent glass
woods/special woods	1.486 152	1.605 195	1.570 195	

DISPLAY with flap door D 522 / 535	W 928 H 384	W 1248 H 384		
				
	matt lacquer structure	woods/special woods structure	matt lacquer structure	woods/special woods structure
	XR09/04		XR12/04	
door th 22 matt lacquer	1.369	1.628	1.495	1.800
door th 22 3D matt lacquer	1.438	1.697	1.582	1.887
door th 22 wood/special woods	1.438	1.697	1.582	1.887
door th 22 glossy lacquer	1.522	1.781	1.698	2.003
door th 22 glaze	1.522	1.781	1.698	2.003
door frame th 35 transparent glass	1.917	2.176	2.020	2.325
door frame th 35 transparent stopsol glass	1.948	2.207	2.063	2.368
door frame th 35 net glass	2.029	2.288	2.171	2.476
door frame th 35 Eco Skin	2.084	2.343	2.222	2.527

DISPLAY with drawer D 522	W 928 H 384	W 1248 H 384		
				
	matt lacquer structure	woods/special woods structure	matt lacquer structure	woods/special woods structure
	XC09/04		XC12/04	
drawer th 22 matt lacquer	1.331	1.581	1.476	1.773
drawer th 22 3D matt lacquer	1.364	1.614	1.517	1.814
drawer th 22 wood/special woods	1.364	1.614	1.517	1.814
drawer th 22 glossy lacquer	1.465	1.715	1.664	1.961
drawer th 22 glaze	1.465	1.715	1.664	1.961

DISPLAY with hinged door D 522 / 535	W 608 H 768			internal shelf
				
	matt lacquer structure	woods/special woods structure	supplementary charge for ceramic back	
	XB06/08			XRV4/06
door th 22 matt lacquer	1.270	1.547		102 transparent glass
door th 22 3D matt lacquer	1.349	1.626		
door th 22 wood/special woods	1.349	1.626		
door th 22 glossy lacquer	1.496	1.773		
door th 22 glaze	1.496	1.773	195	
door frame th 35 transparent glass	1.672	1.949		
door frame th 35 transparent stopsol glass	1.742	2.019		
door frame th 35 net glass	1.810	2.087		
door frame th 35 Eco Skin	1.931	2.208		

DISPLAY with vertical sliding door D 535	W 1248 H 768	internal shelf	bar set-up
			
	matt lacquer structure	woods/special woods structure	supplementary charge for ceramic back
	XX12/08		
door frame th 35 stopsol glass (etched)	3.316	3.703	382
			160 transparent glass
			1.145

LED lighting for internal compartments

505 UP System units can be fully equipped with LED lighting. The lighting bar can be fitted to the covers or the shelves, always with the back panels from the light height to the floor. For every width specific light bars have been created with systems in compliance with European safety standards.

Lighting bars can be mounted also on parts of shelves, but always between two sides or partitions.

Lighting bars can be reduced with a surcharge included in the fee for cutting the shelf.

Notes

When placing the order, the client must indicate on the drawing the shelf or shelves where the lighting bars are to be placed.

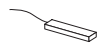
The bars cannot be mounted on two-sided compositions, corner elements and open corner elements.

If the radio remote control kit is not purchased the system must be inserted into a remote control electrical socket.

For compartment with ceramic back, the LED can only be applied to the structural shelves, and lids.

light bars for inner compartments 3000°K

for compartments W 480 W 320

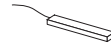


W 288 - 2 watt
W 448 - 3 watt

EBI04

96

for compartments W 640



W 608 - 4 watt

EBI06

114

for compartments W 960



W 928 - 6 watt

EBI09

143

light bars for inner compartments 3000°K

for compartments W 1280



W 1248 - 7,5 watt

EBI12

176

for compartments W 1440



W 1408 - 8,5 watt

EBI14

199

for compartments W 1920



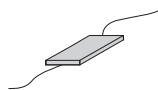
W 1888 - 11,5 watt

EBI19

242

each power supply unit can turn on max 6 bars that do not go over 100W. If this wattage is surpassed, two or more power supply units must be purchased

power supply unit 100W



EAL1

286

connector (per 1 composition up to 4 power supply units)



ECO1

42

radio control kit with brightness setting (1 per power supply unit) optional



EKRR1

264

DALI kit (for DOMOTICA)
n. 1 for each power supply unit cannot be used with radio remote control

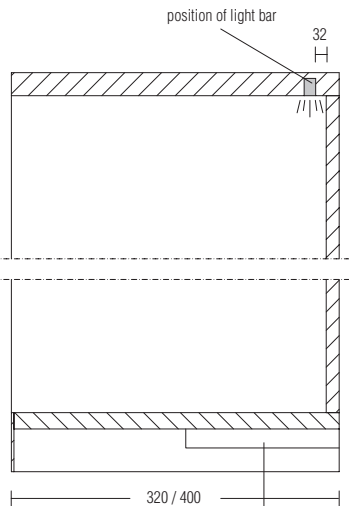


EKDA1

99

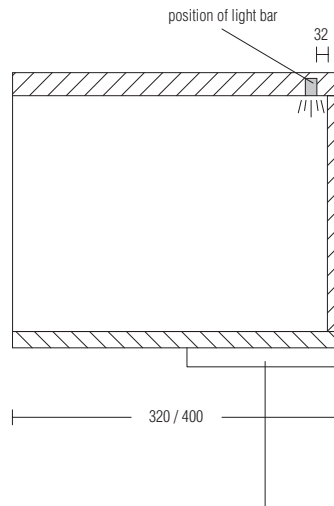
Example of position of box

floor standing



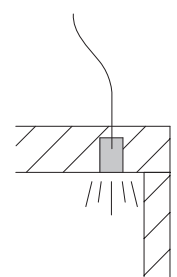
Box for power supply unit

hanging



Box for power supply unit

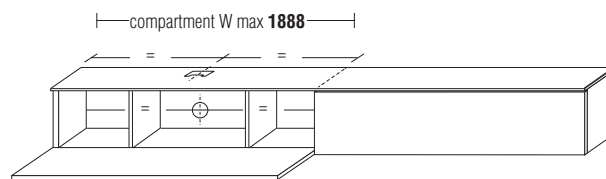
The lighting bar is completely recessed into the shelf



Notes

Wire passage cannot be made in the ceramic back panel.

Examples for wire passage using



The wire passages cannot be used with the glass top

wire passage for wood tops th. 10

wire passage cannot be mounted on wooden top th 10



EPA3



EPA1

matt lacquer colours/glossy lacquer colours/
woods/special woods
black

73

29

VISUAL INDEX CARPET COLLECTION



EONE
NICOLA GALLIZIA

PAGE 62



SONORO
NICOLA GALLIZIA

PAGE 63

General notes

- Copyright protected
- Any irregularities should not be considered a defect but an element that emphasizes the distinctiveness of craft work
- A slight variation in colour may occur from dye lot to dye lot

Features

Height fleece: cm. 3
 Density: 5,5 Kg/mq
 Structure: hand-tufted
 100% Bamboo

Maintenance

Vacuum cleaner, at least 1200W

Cleaning

Professional cleaning recommended

Colour matching

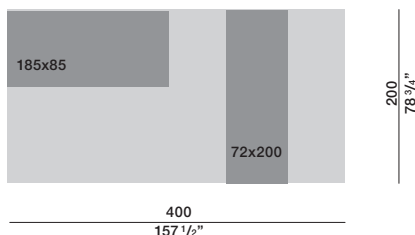
The rug is always two-tone.
 When placing an order, the Customer must ALWAYS select the background colour and the colour of the rectangles from those available.
 SAND
 BARK
 IVORY
 EBONY

Made to measure

Rugs can be made to measure subject to a feasibility check by the Molteni&C Sales Office, which reserves the right to change the proportions of the pattern. Price per m2 for customised rugs € **925**

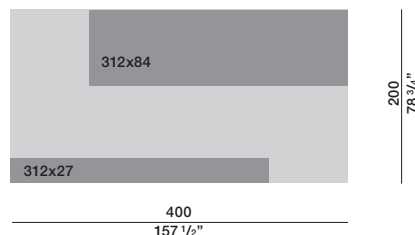
Notes

The overall size of the rugs, including customised articles, may vary by approximately 3 cm due to how they are made.



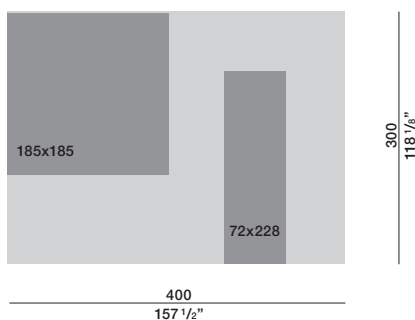
TAE001

5.609



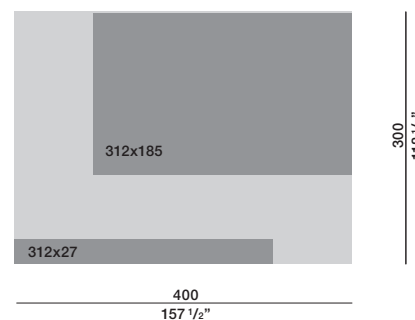
TAE011

5.609



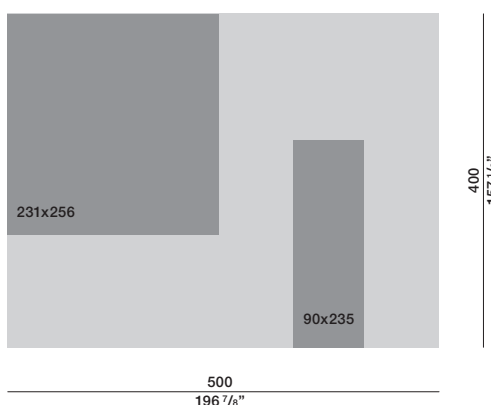
TAE002

8.413



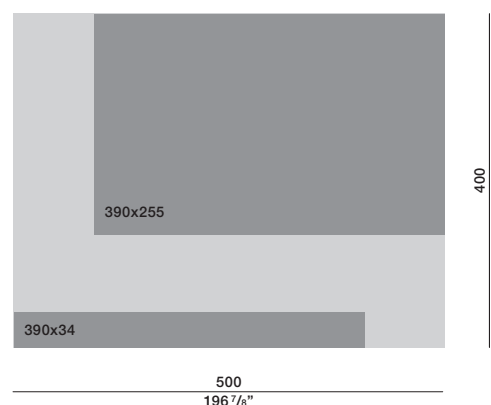
TAE012

8.413



TAE003

14.022



TAE013

14.022



Features

Height fleece: cm. 0,6 / 0,8
 Density: 3 Kg/mq
 Structure: hand-woven on loom
 Wool 80% + Cotton 20%

Maintenance

Low-power carpet cleaner

Cleaning

Professional cleaning recommended

Colour matching

The rug can be in one or two colours.
 When placing an order, the Customer must ALWAYS select the background colour and the colour of the rectangles from those available.
 IVORY
 EBONY
 ASH

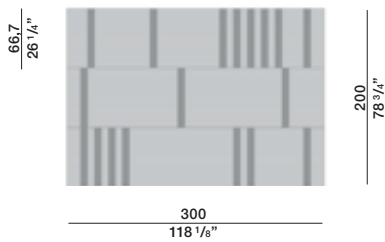
Made to measure

Rugs can be made to measure subject to a feasibility check by the Molteni&C. Sales Office, which reserves the right to change the proportions of the pattern. Price per m2 for customised rugs € **364**

Notes

The overall size of the rugs, including customised articles, may vary by approximately 3 cm due to how they are made.

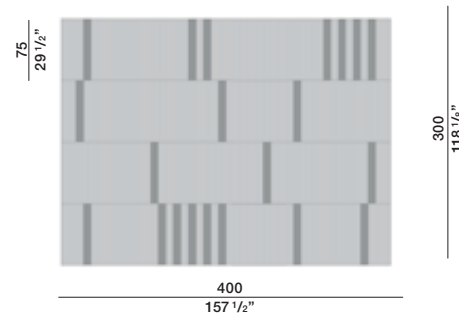
Rectangle size 66,7x8



TAS001

1.604

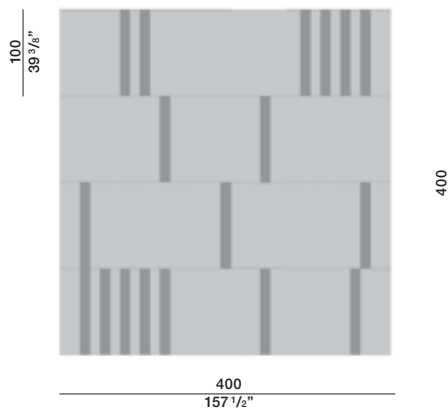
Rectangle size 75x9



TAS002

3.207

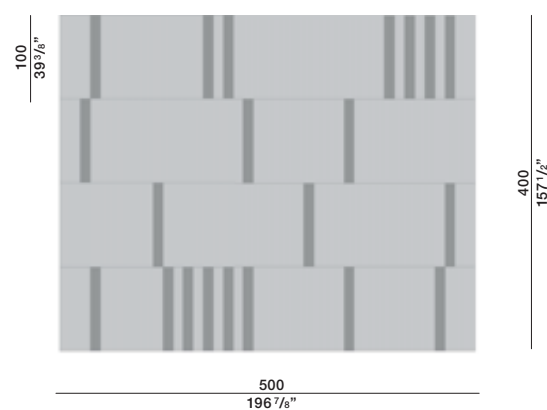
Rectangle size 100x12



TAS003

4.276

Rectangle size 100x12



TAS004

5.346



**NEW
COLLECTION
APRIL 2024**